


McGraw-Hill Reading

Wonders



Mc
Graw
Hill

Reading/Writing
Workshop

Explore new
ideas!



Become an expert writer!



Welcome to the Reading/Writing Workshop

Read and reread
exciting literature or
informational texts!



Use what you have
learned to unlock
the Wonders of reading!



Go Digital! www.connected.mcgraw-hill.com
Explore your Interactive Reading/Writing Workshop.



Education

Bothell, WA • Chicago, IL • Columbus, OH • New York, NY

Cover and Title Pages: Nathan Love

www.mheonline.com/readingwonders

A

The McGraw-Hill Companies



Education

Copyright © 2014 The McGraw-Hill Companies, Inc.


All rights reserved. No part of this publication may be reproduced or distributed in any form or by any means, or stored in a database or retrieval system, without the prior written consent of The McGraw-Hill Companies, Inc., including, but not limited to, network storage or transmission, or broadcast for distance learning.

Send all inquiries to:
McGraw-Hill Education
Two Penn Plaza
New York, New York 10121

ISBN: 978-0-02-119728-6
MHID: 0-02-119728-8

Printed in the United States of America.

1 2 3 4 5 6 7 8 9 RJE 17 16 15 14 13 12



CCSS Reading/Language Arts Program

Program Authors

Diane August	Jan Hasbrouck
Donald R. Bear	Margaret Kilgo
Janice A. Dole	Jay McTighe
Jana Echevarria	Scott G. Paris
Douglas Fisher	Timothy Shanahan
David Francis	Josefina V. Tinajero
Vicki Gibson	



Education

Bothell, WA • Chicago, IL • Columbus, OH • New York, NY

Unit 2

Our Community

The Big Idea

What makes a community? 6

Week 1 • Jobs Around Town 8



Words to Know 10

Phonics: Short e 12

Good Job, Ben!

Realistic Fiction 14

Comprehension Skill: Character, Setting, Events. . 24

Writing and Grammar: Organization/Nouns 26



Week 2 • Buildings All Around 28



Words to Know 30

Phonics: Short u 32

Cubs in a Hut

Fantasy 34

Comprehension Skill: Character, Setting,
Events. 44

Writing and Grammar: Organization/Singular
and Plural Nouns. 46





Week 3 • A Community in Nature 48

Words to Know 50

Phonics: End Blends 52

The Best Spot

Nonfiction 54

Comprehension Skill: Main Topic and

Key Details 64

Writing and Grammar: Ideas/Possessive

Nouns 66



Week 4 • Let's Help 68

Words to Know 70

Phonics: th, sh, -ng 72

Thump Thump Helps Out

Fantasy 74

Comprehension Skill: Character, Setting, Events. . 84

Writing and Grammar: Organization/

Common and Proper Nouns 86



Week 5 • Follow the Map 88

Words to Know 90

Phonics: ch, -tch, wh, ph 92

Which Way on the Map?

Nonfiction 94

Comprehension Skill: Main Topic and Key Details . . . 104

Writing and Grammar: Ideas/Irregular

Plural Nouns 106

Unit 2 Our Community





On My Street

Houses standing in a row,
One of them is mine, I know.

Many families on one street,
Each with friends it's
fun to meet.

Everywhere I look I see,
This neighborhood is
home to me.

—Constance Andrea Keremes

**The
Big Idea**

What makes a
community?



Essential Question

What jobs need to be done in a community?



Go Digital!

At Work



Talk About It

How is this man's work important in the community?





again

I may need to
bake it **again**.



help

She will **help**
find the street.



new

My class has a
new teacher.



there

There is a lot of mail in his bag.



use

Use a scoop to pick up the rocks.

Your Turn

Say the sentence for each word.
Then make up another sentence.

Go Digital! Use the online visual glossary



Short e

The letters e or ea can make the short e sound, as in get or bread.



men

vet

pet

bed

red

mess

head

well

dress


smell

deaf

bread

Fred's pet hen can peck!

The top of its head is red.



Your Turn

COLLABORATE



Look for these words with the short e sound in "Good Job, Ben!"

Ben

head

get

yet

men

wet

step

bread

smells

ten

Jet

vet

well

pet

Glenn

read



Essential Question

What jobs need to be done in a community?

Read about jobs that people do around town.



Go Digital!



Good Job, Ben!





Ben and Mom head to town.
It is a big trip.
There is a lot to see.



Ben and Mom will get on the bus.
The driver stops on this block.
Good job!



Ben and Mom can not cross yet.
Stop! Stop! She can **help** them.

Big job!



Ben and Mom walk past.
Six men **use** a drill and fill cracks.
It will look **new again**.

Wet job!



Ben and Mom step in for bread.
Ben sniffs. It smells good.
Mom gets ten.

Hot job!



Ben and Mom get Jet.
Jet licks Ben.
The vet helped Jet get well quick.
Pet job!



Ben and Mom stop for books.
Ben can get help from Miss Glenn.
Glad job!



What did Ben get?
What has he read?
Ben read books on jobs.
Good job, Ben!

Character, Setting, Events

A **character** is a person or animal in a story.

The **setting** is where a story takes place.

The **events** are what happen in a story.



Find Text Evidence

Find the characters, the setting, and an event.

page 16

Ben and Mom head to town.

It is a big trip.

There is a lot to see.



Characters	Setting	Events
Ben Mom	outside school	They are going to town.
Ben Mom	bakery	They buy bread.
Ben Mom	library	Ben finds books about jobs.



Your Turn



Talk about other characters, settings, and events in "Good Job, Ben!"

Go Digital! Use the interactive graphic organizer



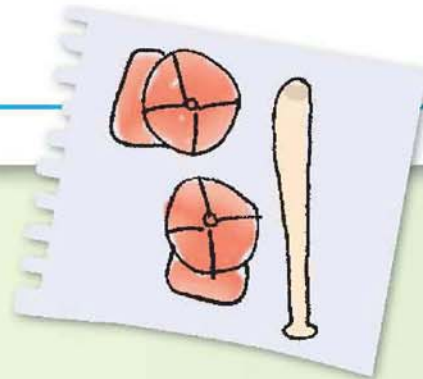
Readers to...

Organization Jeff came up with a good idea for a story. Then he thought about how to tell it.

Jeff's Story

Ned sells caps and bats.

Tess gets a new red cap.



Your Turn



Tell how Jeff organized his story.

Writers



Nouns A noun names a person, place, or thing. The word **cap** is a noun.

Tess gets a new red **cap**.



Your Turn

COLLABORATE



- Find another noun in Jeff's story.
- Write new sentences. Circle the noun in each sentence.

Weekly Concept Buildings All Around



Essential Question

What buildings do you know?

What are they made of?



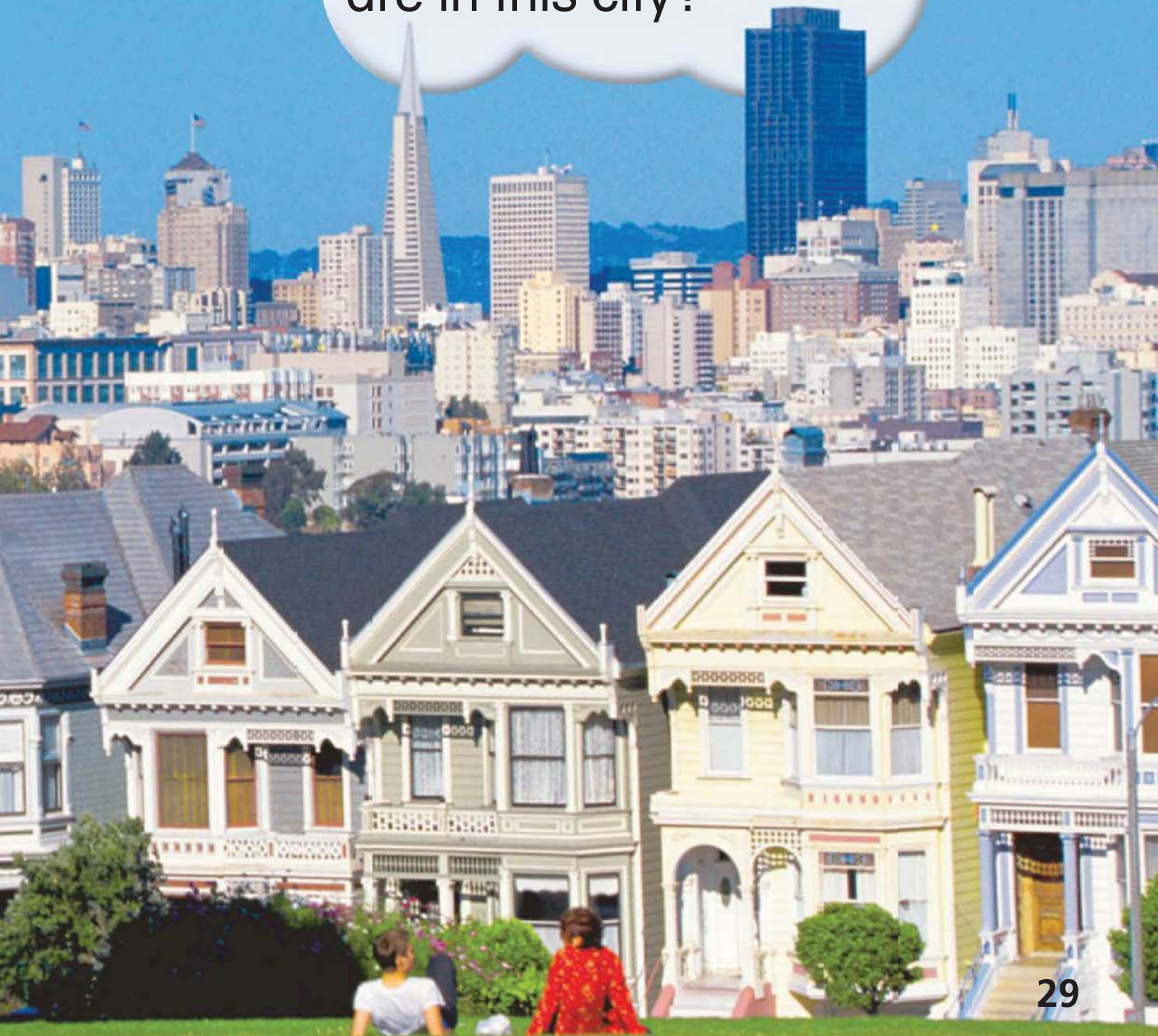
Go Digital!

Our Town



Talk About It

What kinds of buildings
are in this city?





could

They **could** build a house with logs.



live

Do you **live** in a tall building?



one

This hut has **one** room.



then

We open the door, and **then** we go out.



three

Three people can fit in a tent.

Your Turn

Say the sentence for each word.
Then make up another sentence.


Go Digital! Use the online visual glossary

COLLABORATE



Short u

The letter u can make the short u sound in hut.



up

un

ut

us

up

uck

ug

um

ud

ub

ucked

uff

Buzz the bug can live in mud.

But can Buzz run and have fun?



Your Turn

COLLABORATE



Look for these words with short u in
"Cubs in a Hut."

cubs

hut

Gus

mud

Russ

fun

Bud

up

rugs

stuff

us

snug

bugs

rug



Essential Question

What buildings do you know?
What are they made of?


Read about how three cubs
build a hut.



Go Digital!



Cubs in a Hut






“Let’s make a hut,” said Gus.

“We **could** use mud,” said Russ.

“It will be fun!” said Bud.



The cubs had a plan.
Bud got a big stack of sticks.
Russ and Gus got mud
and grass.



The cubs did a very good job.

“Let’s move in!” yelled Russ.

“Yes, yes!” yelled Bud and Gus.



The cubs set up rugs and beds.
They filled up the hut with lots
of stuff.



Then one night **three** cubs got up.

Drip, drip, drip!

“My bed is wet!” yelled Bud.



“My head is wet!” yelled Gus.

“It’s not fun to **live** in a wet hut!”
yelled Russ.



“We must fix it,” said Bud.

“It will not drip on us,” said Gus.

“We will not get wet,” said Russ.



It is good to live in a dry hut.
Three cubs are as snug as bugs
in a rug!

Character, Setting, Events

A **character** is a person or animal in a story.

The **setting** is where a story takes place.

The **events** are what happen in a story.



Find Text Evidence

Use the words and the pictures to find a character, setting, and event in the story.

page 37

The cubs had a plan.

Bud got a big stack of sticks.

Russ and Gus got mud
and grass.



Character	Setting	Events
Bud	forest	He got sticks.
Russ	forest	He got mud.
Gus	forest	He got grass.



Your Turn

COLLABORATE



Talk about the characters, setting, and events in "Cubs in a Hut."

Go Digital! Use the interactive graphic organizer



Readers to...

Organization Judd wrote a story with a beginning, middle, and end.

Judd's Story

Six ducks lived in mud huts.
The mud huts fell down.
They used bricks to fix them.
Now the ducks have good huts!



Your Turn

COLLABORATE




Tell what happens in the beginning, middle, and end of Judd's story.

Writers



Plurals A plural means more than one. Most plural words end in -s. The noun **ducks** is plural.

Six **ducks** lived in mud huts.



Your Turn

COLLABORATE



- Find more plurals in Judd's story.
- Write new sentences with plural words.

Weekly Concept A Community in Nature



Essential Question

Where do animals live together?



Go Digital!



Animals at Home



Talk About It

What kind of place do
these animals live in?





eat

Chipmunks like to **eat** nuts.



no

A snake has **no** legs.



of

The birds sit in a nest **of** twigs.



under

They dive down
under the water.



who

Who can see
the bug?

Your Turn

Say the sentence for each word.
Then make up another sentence.

Go Digital! Use the online visual glossary

COLLABORATE



End Blends

The letters nd, nk, nt, sk, st, and mp together make the ending sounds in land, drink, went, ask, rest, and damp.



and

fast

jump

send

desk

must

hunt

mask

plant

skunk

trunk

stamp

The skunk is plump and fast!
It will play and hunt.



Your Turn

COLLABORATE



Look for these words with end blends
in "The Best Spot."

bestplantsnesttrunkantsandrestsandstumpjumpmusthuntsduskwentskunk



Essential Question

Where do animals live together?

Read about the animals in a forest.



Go Digital!



The Best Spot





This is a forest.

This spot has lots **of** animals.

Deer live here. They **eat** plants.



But **who** is in the grass?
A rabbit's head pops up!



What is up there?

Look up, up, up.

It is a nest.

The mom gets big bugs. Yum!



What is on the trunk?

It is a nest, too.

Lots of wasps live in it.



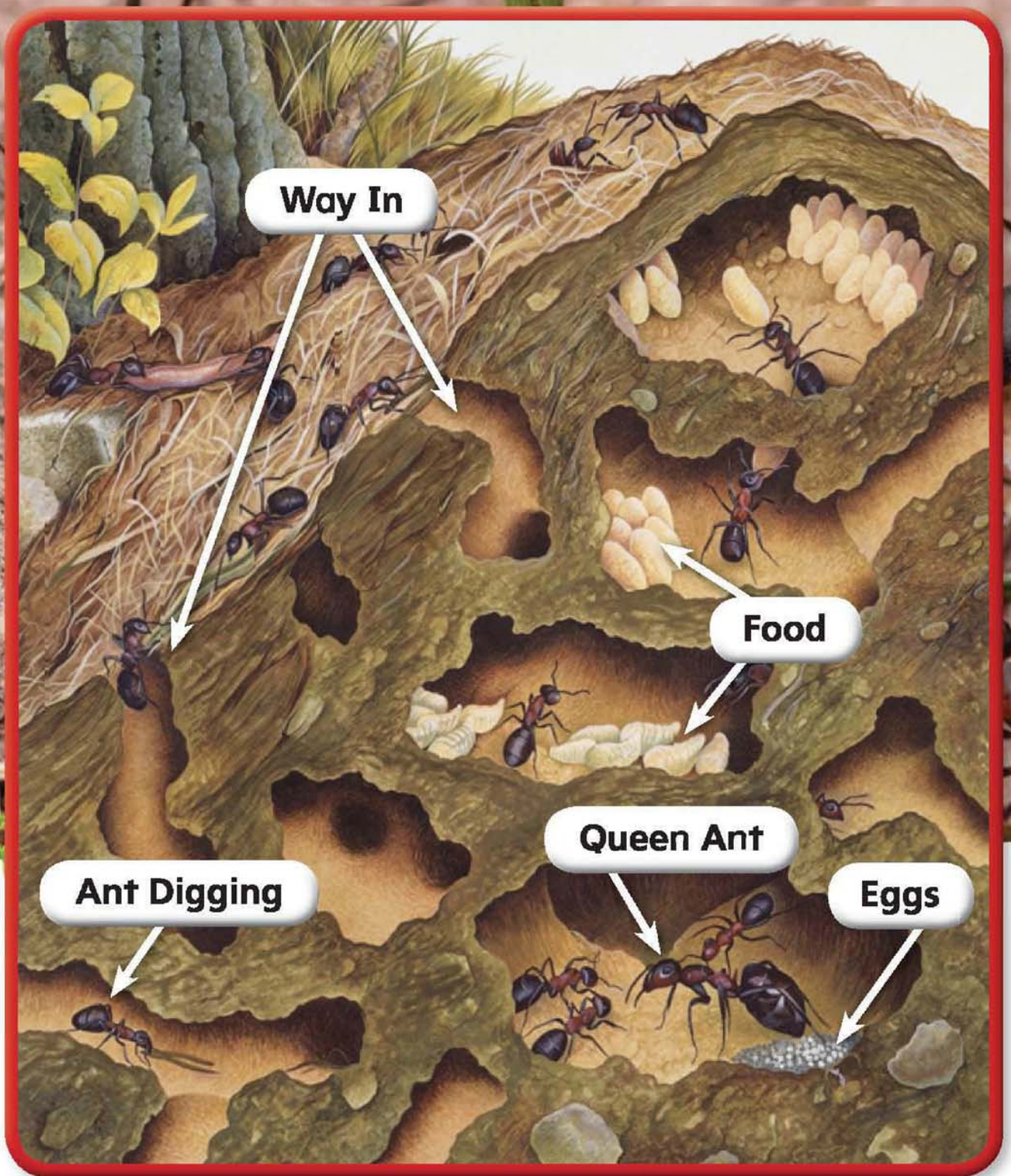


Ants live here, too.

Ants pick up twigs and grass.

Ants zip in and out.

Ants have **no** rest!



Ants dig **under** sand and grass.



Fox kits hop on a stump.

Mom fox lets the kits run
and jump.

The kits must eat.

Dad fox hunts at dusk.



Who went hunting, too?
A skunk!

This spot has lots of animals!

Main Topic and Key Details

The **main topic** is what the selection is about.

Key details give information about the main topic.



Find Text Evidence

The selection is about a place where animals live together.

Find a detail about one of the animals.

page 56

This is a forest.

This spot has lots **of** animals.

Deer live here. They **eat** plants.





Main Topic

Lots of animals live in the forest.

Detail

Deer live in the forest.
They eat plants.

Detail

Ants make their home under the ground.

Detail

Some forest animals hunt at night.



Your Turn



Talk about the main topic and other details in "The Best Spot."

Go Digital! Use the interactive graphic organizer



Readers to...

Idea Brent decided on an idea.
Then he wrote sentences to explain it.

Brent's Sentences

Lots of animals live in the
forest.

A cub's den is snug.

A bug's log is damp.



Your Turn

COLLABORATE



Tell what details Brent used to
explain his idea.

Writers



Possessive Nouns A possessive noun tells who or what has something. A possessive noun that tells about one thing ends with 's.

A **cub's** den is snug.



Your Turn

COLLABORATE



- Find another possessive noun in Brent's sentences.
- Write new sentences with possessive nouns.



Essential Question

How do people help out in the community?



Go Digital!

Make It Better



Talk About It

What are these children doing together to make a difference?





all

Let's pick up
all the trash.



call

Who will you
call to help?



day

It is a good
day to plant.



her

Mom recycles
her bottles.



want

I **want** to help
my Gram.

Your Turn

Say the sentence for each word.
Then make up another sentence.

Go Digital! Use the online visual glossary

COLLABORATE



th, sh, -ng

The letters th make the sound you hear in that or path.

The letters sh make the sound you hear in shop or fish.

The letters -ng make the sound you hear in ring.



then

shut

wing

math

thank

hang

shed

sing

crash

with

fresh

sting

I bang my drum on this ship.

Can Beth sing a song?



Your Turn

COLLABORATE



Look for these words with th, sh, and -ng in
"Thump Thump Helps Out."

thump thumped sang

hush that bang

crash wish Sheldon

think rushed long

with song brings this



Essential Question


How do people help out in the community?



Go Digital!



Thump Thump Helps Out





Thump Thump liked to thump.
He thumped a lot as he sang.
He thumped a lot just for fun.



“Hush! Stop that, Thump Thump!”
yelled **all** the little rabbits.

“We do not like it one bit!”

But Thump Thump did not stop.



One **day**, there was a problem.
Thump Thump's bus hit a rock.
Bang! Crash! Clunk!
His bus got stuck in the mud.
The little rabbits could not fix it.



“We wish big rabbits could get us home,” sniffed the little rabbits.

“Help us!” yelled Miss Sheldon.

But not one big rabbit heard **her call.**



Thump Thump had a plan.

“I think I can help,” he sang.

He thumped and thumped and
thumped.



Big rabbits all over heard
Thump Thump's thump.
They rushed to help fix the bus.
The kids got home fast.



“Thump Thump, can you help us?”
asked the big rabbits.

“We **want** you to thump loud and
long if a rabbit needs help.”



“Thump, Thump!” went Thump
Thump, with a song.

And Thump Thump thumps and
brings help to this day.

Character, Setting, Events

A **character** is a person or animal in a story.

The **setting** is where a story takes place.

The **events** are what happens in a story.



Find Text Evidence

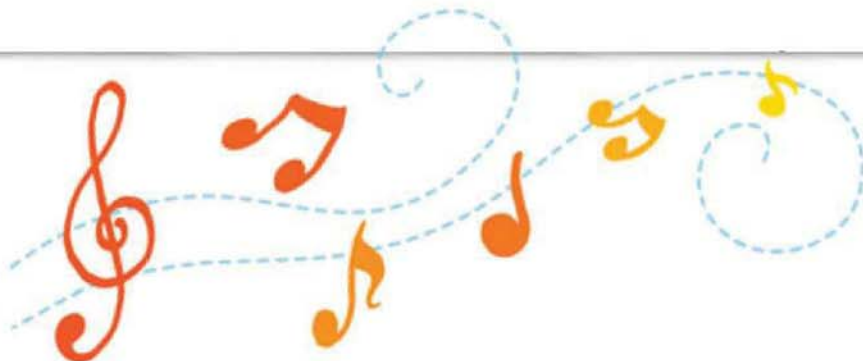
Use the words and pictures to find the events that happen in the story.

page 76

Thump Thump liked to thump.

He thumped a lot as he sang.

He thumped a lot just for fun.



Characters	Setting	Events
Thump Thump	forest	He thumped his feet a lot.
Rabbits	forest	The bus hit a rock and got stuck in the mud.
Thump Thump	forest	He thumped his feet to get help.



Your Turn



Talk about the characters, setting, and events in "Thump Thump Helps Out."

Go Digital! Use the interactive graphic organizer



Readers to...

Organization Trish wrote a story with a beginning, a middle, and an end.

Trish's Story

King Beach is a big mess!

Seth and Liz pick up trash.

Now the beach
is clean!



Your Turn

COLLABORATE



Tell what happens in the beginning, middle, and end of Trish's story.

Writers



Proper Nouns A proper noun begins with a capital letter. The name of the place **King Beach** is a proper noun.

King Beach is a big mess!



Your Turn

COLLABORATE



- Find other proper nouns in Trish's story.
- Write new sentences with proper nouns.

Weekly Concept Follow the Map



Essential Question

How can you find your way around?



Go Digital!





Map It!



Talk About It

What is the family using to get directions?



around

I like to ride
around the park.



by

The bus stops
by my house.



many

There are **many**
shops in town.



place

Let's look for this **place** on a map.



walk

We **walk** to the library.

Your Turn



Say the sentence for each word.
Then make up another sentence.

Go Digital! Use the online visual glossary

ch, -tch, wh, ph

The letters ch and -tch make the sound you hear in chop and catch.

The letters wh make the sound you hear in when.

The letters ph make the sound you hear in Phil.



inch

whiz

chat

itch

when

graph

lunch

check

stitch

which

sketch

much

Phil will sketch a graph for math.
When will he get his lunch?



Your Turn



Look for these words with ch, -tch, wh, and ph in "Which Way on the Map?"

which

Mitch

Steph

children

chat

benches

catch

such

lunch

check



Essential Question

How can you find your way around?

Read about places in a town.



Go Digital!



Which Way on the Map?






Mitch and Steph live in a big town.

There is a lot to see.

Let's **walk around** with them.



This is the town on a map.
It shows each **place** in town.

This place has red bricks.

Many children go here.

Mitch and Steph go here, too.

Which place is this?






Can you spot it on the map?



This place is **by** a lake. People
chat on benches. Mitch and
Steph will run and play catch.
It is such fun!
Which place is this?



Can you spot it on the map?

This place has a big box. Mitch
and Steph stop and get stamps.
They drop a letter in the big box.
Which place is this?



Can you spot it on the map?



Where can Mitch and
Steph get lunch?
Check the map!

Main Topic and Key Details

The **main topic** is what the selection is about.

Key details give information about the main topic.



Find Text Evidence

The selection is about how to use a map.

Find a detail about the school in Mitch and Steph's town.

page 98

This place has red bricks.





Main Topic

How to Use a Map to Find Places in Town

Detail

The school has red bricks. The school is on the map.

Detail

The playground is by the lake. The playground is on the map.

Detail

The post office has a big box. The post office is on the map.

Your Turn



Talk about the main topic and details in "Which Way on the Map?"

Go Digital! Use the interactive graphic organizer



Readers to...


Ideas Chad decided on an idea. Then he wrote sentences to explain details about it.

Chad's Sentences

This hat shop is by a bank.

It sells ball caps for children.

It sells sports hats for men and women, too.



Your Turn



Tell what details Chad used to explain his idea.

Writers



Irregular Plural Nouns Some nouns that name more than one do not end in -s or -es.

It sells ball caps
for children.



Your Turn

COLLABORATE



- Look at Chad's sentences. Find another plural noun that does not end in -s or -es.
- Write a new sentence using a plural noun that does not end in -s or -es.



CCSS Reading/Language Arts Program



www.mheonline.com/readingwonders



**Mc
Graw
Hill** Education



978-0-02-119728-6
MHID: 0-02-119728-8



1v2