

3b



# Read at Home

## The Real Floppy



Series created by Roderick Hunt and Alex Brychta





### *Tips for Reading Together*

Children learn best when reading is fun.

- Talk about the title and the pictures on the cover.
- Look through the pictures together and discuss what you think the story might be about.
- Read the story together, inviting your child to read with you.
- Give lots of praise as your child reads with you, and help them when necessary.
- Try different ways of helping if they get stuck on a word. For example: refer to the picture, or read the first sound or syllable of the word, or read the whole sentence. Focus on the meaning.
- Have fun finding the hidden seashells.
- Re-read the story later, encouraging your child to read as much of it as they can.

Children enjoy re-reading stories and this helps to build their confidence.

*Have fun!*


Find the 10 seashells hidden in the pictures.



# The Real Floppy


Written by Roderick Hunt

Illustrated by Alex Brychta




OXFORD  
UNIVERSITY PRESS





The children ran onto the sand.





"Let's play here," said Biff.



Wilma threw a ball and  
Floppy ran after it.






Floppy ran back with the ball.

Dad ran up. "Stop!" he said.






“Look at that,” said Dad.  
“Dogs can’t go on the sand.”

“Poor Floppy!” said Mum.  
“I’ll take him for a walk.”





The children were upset.  
They didn't want Floppy to go.



"Let's give Mum a surprise,"  
said Dad.






They made a big pile of sand.  
Everyone helped.




“Now let’s pat it flat,” said Dad.





"Let's make his head," said Biff.  
"And his ears," said Chip.




"Let's put in his eyes," said Wilf.  
"And make his tail," said Kipper.






Mum came back.  
“Surprise! Surprise!” said Biff.



“A Floppy made of sand!”  
said Mum.





"It's a good sand dog,"  
said Kipper.  
"But I love the real Floppy best."

### Think about the story



Why wasn't  
Floppy allowed on  
the beach?



What was  
Mum's surprise?  
Why was it a good  
surprise?



Why were the children  
happy when they were  
making Mum's surprise?



What have you  
made out of sand?  
Were you proud  
of it?



## Picture puzzle

How many things can you find beginning with the same sound as the 's' in sea?




Useful common words repeated in this story and other books at Level 3.

children his surprise let's make the said

Names in this story: Mum Dad Biff Chip Kipper Wilf Wilma Floppy

(Answer to picture puzzle: sail, sand, sandcastle, sea, sunglasses)

## More books for you to enjoy



OXFORD

UNIVERSITY PRESS

Great Clarendon Street,  
Oxford OX2 6DP

Text © Roderick Hunt 2005

Illustrations © Alex Brychta 2005

Designed by Andy Wilson

First published 2005

All rights reserved

British Library Cataloguing  
in Publication Data available

ISBN 978-0-19-838561-5

10 9 8 7 6 5 4

Printed in China by Imago

Have more fun  
with Read at Home





# The children give Mum a surprise.



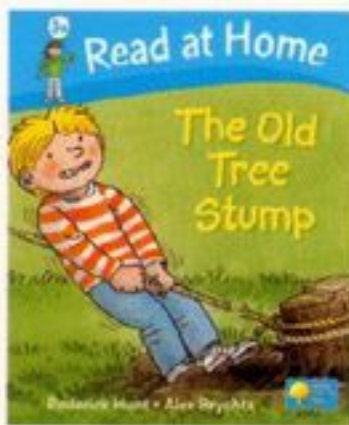


Read at Home is designed for young readers. The entertaining stories and humorous illustrations contain built-in progression and vocabulary repetition – which is just what children need to become successful readers!

## Level 3: Becoming a Reader

For children who:

- can recognise 10-20 words by sight
- can read simple sentences
- know all the initial letter sounds



Oxford Reading Tree is used in 80% of primary schools

**OXFORD**  
UNIVERSITY PRESS

[www.oup.com](http://www.oup.com)

Series Editors: Kate Ruttle, Annemarie Young

£3.99

