

**YEAR 1**

# **ENGLISH**

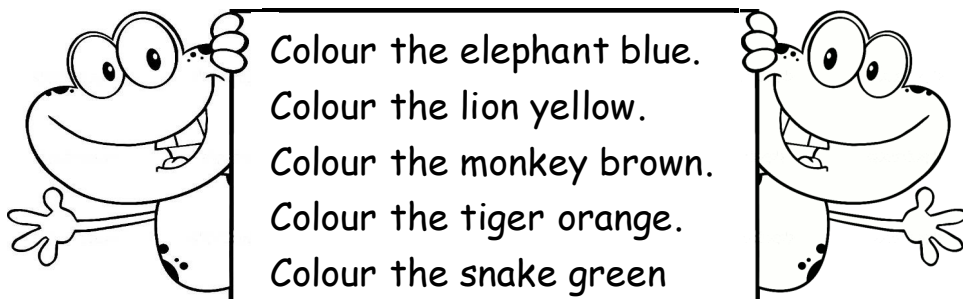

**KEY STAGE 1**

**UNIVERSAL  
ENGLISH ACADEMY**

# The jungle

Listen to your teacher and color the animals in the jungle. Match the animals to the letters. Say the animal names and their first sounds.


p      m      s      l      e  
•      •      •      •      •





# Colour by number

Colour the butterfly with the correct colours using the key below.



1 - blue



2 - pink



3 - red



4 - green



5 - orange



6 - purple



7 - yellow



8 - black



9 - white

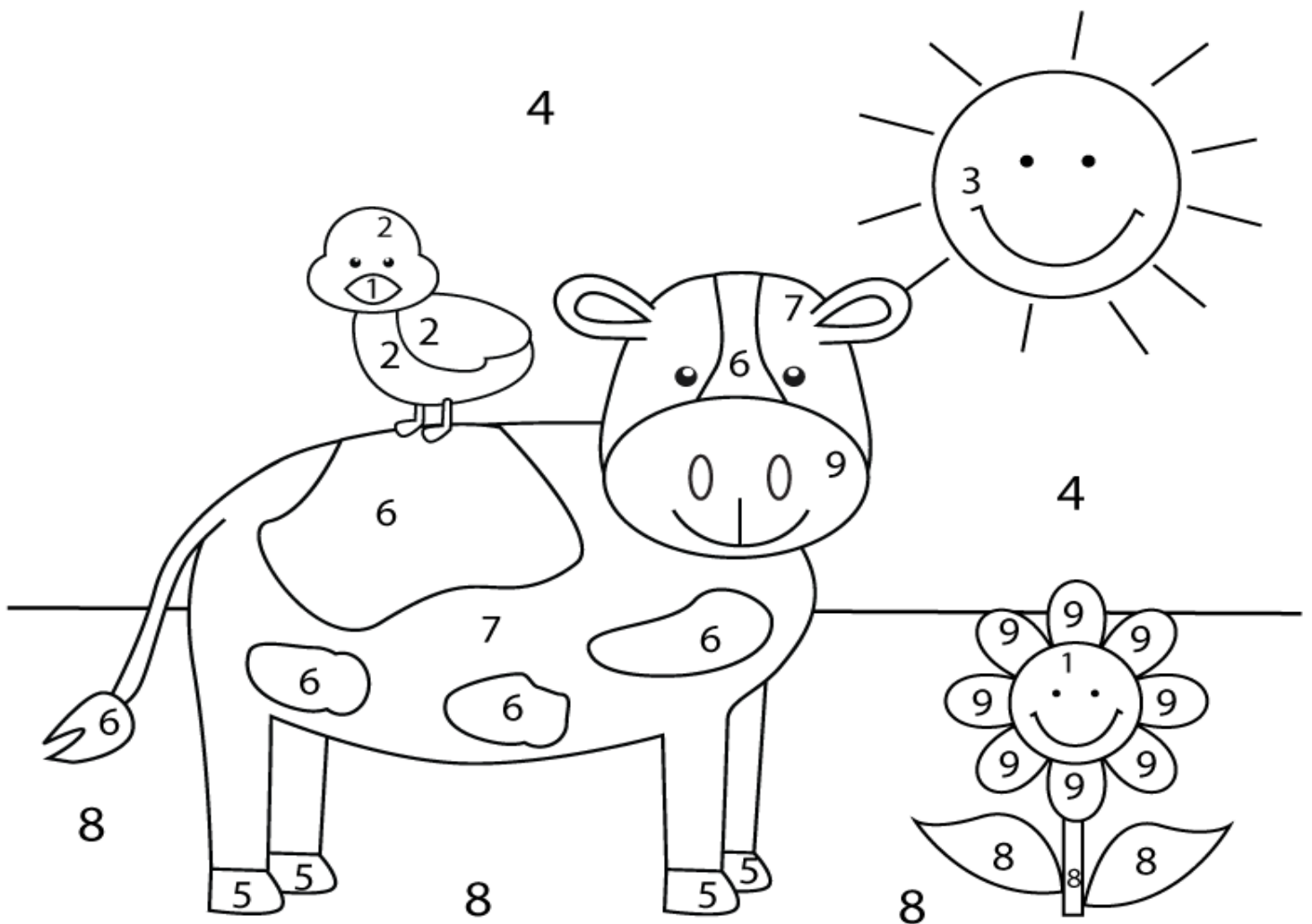


10 - grey



# Colour by Number

Colour the Farm with the correct colours using the key below.



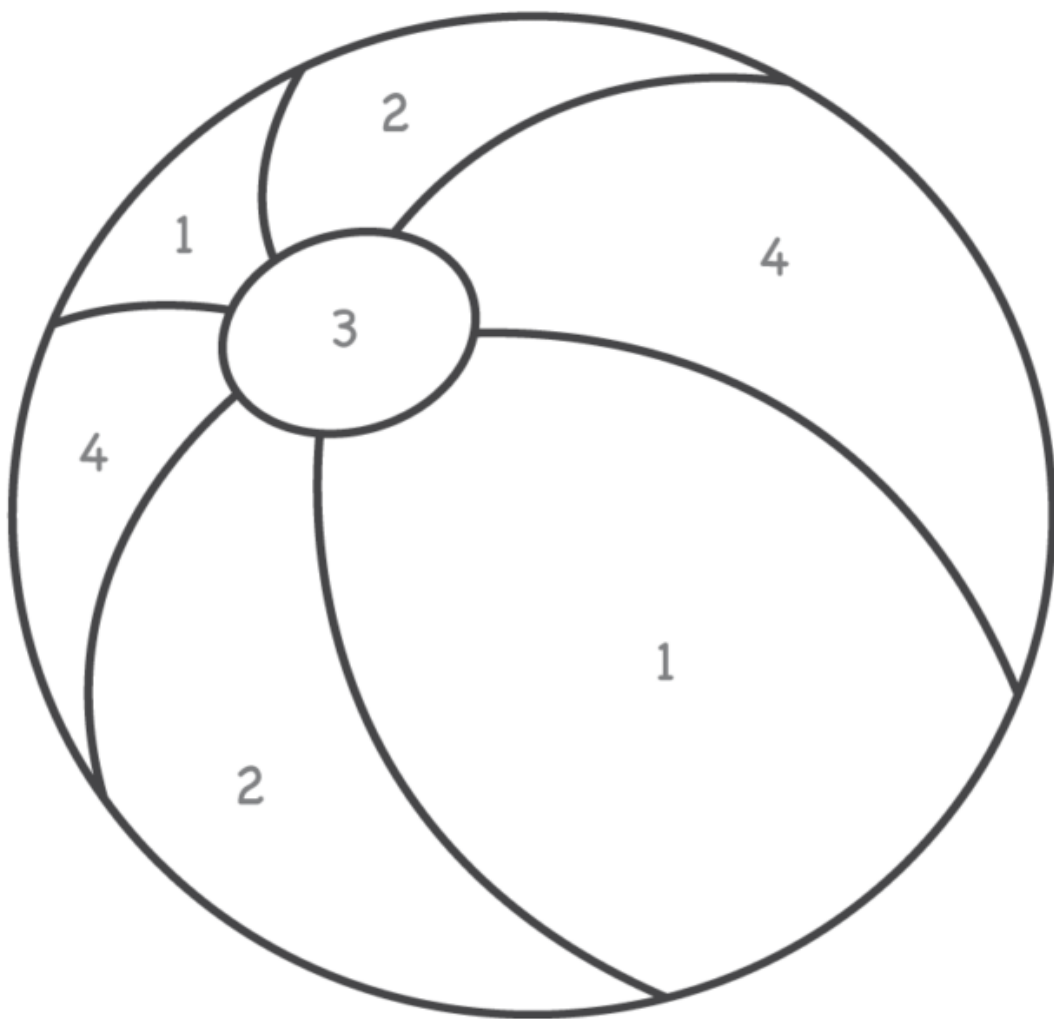
1	orange	2	yellow	3	red	4	blue
5	brown	6	black	7	white	8	green
9	pink						



# Colour by Number


Colour the Ball with the correct colours using the key below.

<b>1</b> red	<b>2</b> yellow	<b>3</b> green	<b>4</b> blue
--------------	-----------------	----------------	---------------



# Syllable Counting

Look at the sea below. Trace and name the sea animals and count out the syllables. Draw some sea animals of your own.



# Word Counting

Look at the sea animals below. Complete the sentences using the correct colour. Then count the words with your fingers.

blue

orange


grey

pink


1. The starfish is \_\_\_\_\_.



2. The whale is \_\_\_\_\_.



3. The shrimp is \_\_\_\_\_.



4. The rocks are \_\_\_\_\_.



Look at the sea animals below. Complete the sentences using the correct verb. Then count the words with your fingers.

run

clap

jump


swim

1. The seal can \_\_\_\_\_.



2. The crab can \_\_\_\_\_.

3. The turtle can \_\_\_\_\_.



4. The dolphin can swim and \_\_\_\_\_.





# Syllable Counting

Look at the sea below. Name the sea animals and count out the syllables.



What is your name? My name is \_\_\_\_\_

How many syllables does your name have? \_\_\_\_\_


# Word Counting

Listen to your teacher reading the sentences below. Count the words in each sentence. Make a fist and use your finger to count the words.

1. There are two whales. \_\_\_\_\_ words
2. The turtle is green. \_\_\_\_\_ words
3. The turtle can swim \_\_\_\_\_ words
4. There are three dolphins. \_\_\_\_\_ words
5. There are three jellyfish. \_\_\_\_\_ words
6. The whale is big. \_\_\_\_\_ words
7. The fish is small. \_\_\_\_\_ words
8. The crab has claws \_\_\_\_\_ words
9. The fish has a tail. \_\_\_\_\_ words
10. The turtle has a shell. \_\_\_\_\_ words

# Syllable Counting

Look at the sea below. Name the sea animals and count out the syllables. Colour the animals.





# Word Counting

Listen to your teacher reading the sentences below. Who is saying what? Draw a line from the right animal to the right speech bubble. Count the words in each sentence. Make a fist and use your finger to count the words.



I am a seahorse.



I am a fish.



I am a dolphin.

I am a crab.




I am an octopus.



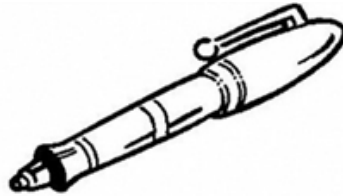
# Writing First Sounds

Name the pictures below and say the first sound. Practice saying the letter sounds in the box below. Fill in the missing sound in each word.

p e a d f b



\_\_ nt



\_\_ en



\_\_ gg



\_\_ an



\_\_ oll



\_\_ ag

Write a letter in the spaces below to make a word. Say the individual sounds of the words you've made. You can even make non-words to practice your blending skills.

\_\_ op

\_\_ at

\_\_ ig

\_\_ en

\_\_ ub

\_\_ in

\_\_ en

\_\_ ug

\_\_ op

# Writing First Sounds

Name the pictures below and say the first sound. Practice saying the letter sounds in the box below. Fill in the missing sound in each word.

l k b c v n



\_\_ ap



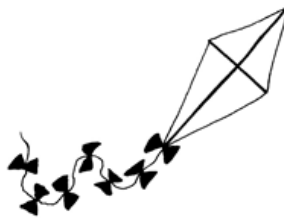
\_\_ ut



\_\_ at



\_\_ an



\_\_ ite



\_\_ eg

Write a letter in the spaces below to make a word. Say the individual sounds of the words you've made. You can even make non-words to practice your blending skills.

\_\_ en

\_\_ ap

\_\_ og

\_\_ eg

\_\_ un

\_\_ ip

\_\_ an







\_\_ ug

\_\_ ap



# Matching First Sounds

Name the pictures below and say the first sound. Circle the letter that represents the correct first sound. Colour the pictures.

<p>a b c</p> 	<p>d e f</p> 
<p>g h i</p> 	<p>j k l</p> 
<p>m n o</p> 	<p>p q r</p> 

Name each picture and count out how many syllables it has. For example: *elephant* el - e - phant = 3 syllables.

# Matching First Sounds

Name the pictures below and say the first sound. Circle the letter that represents the correct first sound. Colour the pictures.

i

j


k



l

m

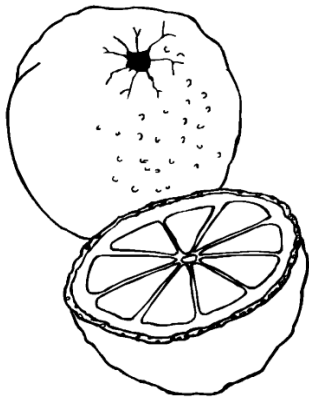
n



o

p

q



r

s

t



u

v

w




x

y

z



Make sentences about the pictures. Count on your fingers how many words your sentences have. For example: *The lion is strong.* = 4 words.




## Letter Sounds

### Hidden Alphabet

**Aa**

Listen for the Aa sound, /a/. Color all of the pictures with the first sound of /a/ as in apple.




Practice tracing the letter. Then practice writing the letter correctly on your own.

a

a a a a a a a a a a a a a a a a

a





ant

ant

Writing:

ant

ant

ant

ant

ant

ant

ant

ant

ant

ant

Write in the lines:

ant

ant

ant

ant

Circle the words that have the a sound.

axe

cat

box

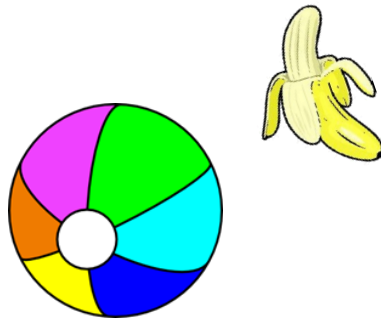
dog

log

fish

ant

map




## Letter Sounds

### Hidden Alphabet

**Bb**

Listen for the Bb sound, /b/. Color all of the pictures with the first sound of /b/ as in ball



Practice tracing the letter. Then practice writing the letter correctly on your own.

b

b b b b b b b b b b b b b b b

b



bat

bat

Writing:

bat

bat

bat

bat

bat

bat

bat

bat

bat

bat

Write in the lines:

bat

bat

bat

bat

Circle the words that have the b sound.

bat

cat

box

dog

man

fish

ball

map




## Letter Sounds

### Hidden Alphabet

Cc

Listen for the Cc sound, /c/. Color all of the pictures with the first sound of /c/ as in cat.



Practice tracing the letter. Then practice writing the letter correctly on your own.

C

C C C C C C C C C C C C C C C

C



cap

cap

Writing:

cap

cap

cap

cap

cap

cap

cap

cap

cap

cap

Write in the lines:

cap

cap

cap

cap

Circle the words that have the c sound.

can

cat

box

dog

tree

crab

ant

candle






## Letter Sounds

### Hidden Alphabet

**Dd**

Listen for the Dd sound, /d/. Color all of the pictures with the first sound of /d/ as in dog.



Practice tracing the letter. Then practice writing the letter correctly on your own.

d

d d d d d d d d d d d d d d d

d



duck

duck

Writing:

duck duck duck duck

duck duck duck duck

Write in the lines:


duck duck duck

Circle the words that have the d sound.

dog mat cap shed

dad can van hand


## Letter Sounds



### Hidden Alphabet

Ee

Listen for the Ee sound, /e/. Color all of the pictures with the first sound of /e/ as in egg.



Practice tracing the letter. Then practice writing the letter correctly on your own.

e

e e e e e e e e e e e e e e e e

e



egg

egg

Writing:

egg

egg

egg

egg

egg

egg

egg

egg

egg

egg

Write in the lines:

egg

egg

egg

egg

Circle the words that have the e sound.

ten

pen

mat


fan

net

tent

lion

hen




## Letter Sounds

### Hidden Alphabet

**Ff**

Listen for the Ff sound, /f/. Color all of the pictures with the first sound of /f/ as in fan.



Practice tracing the letter. Then practice writing the letter correctly on

f

f f f f f f f f f f f f f f

f





fan

fan

Writing:

fan fan fan fan fan

fan fan fan fan fan

Write in the lines:

fan fan fan fan

Circle the words that have the f sound.

gate fin lift bell  
fox cloud pen fan




## Letter Sounds

### Hidden Alphabet

Gg

Listen for the Gg sound, /g/. Color all of the pictures with the first sound of /g/ as in goat



Practice tracing the letter. Then practice writing the letter correctly on your own.

g

g g g g g g g g g g g g g g g g

g



goat

goat

Writing:

goat

goat

goat

goat

goat

goat

goat

goat

Write in the lines:

goat

goat

goat

Circle the words that have the g sound.

game

ball

fox

gun

goat

girl

book

cat




## Letter Sounds

### Hidden Alphabet

#### Hh

Listen for the Hh sound, /h/. Color all of the pictures with the first sound of /h/ as in hat.



Practice tracing the letter. Then practice writing the letter correctly on your own.

h

h h h h h h h h h h h h h h h

h



hen

hen

Writing:

hen hen hen hen hen

hen hen hen hen hen

Write in the lines:

hen hen hen hen

Circle the words that have the h sound.

hat hen dog egg fox

snake hot mop nest




## Letter Sounds

### Hidden Alphabet

Ii

Listen for the Ii sound, /i/. Color all of the pictures with the first sound of /i/ as in igloo.



Practice tracing the letter. Then practice writing the letter correctly on your own.



i





ink

ink

Writing:

ink ink ink ink ink

ink ink ink ink ink

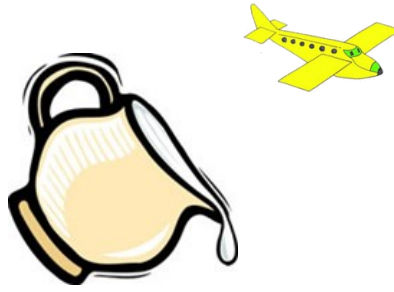
Write in the lines:

ink ink ink ink

Circle the words that have the i sound.

bin ink hen duck

can lid pig igloo




## Letter Sounds

### Hidden Alphabet

**Jj**

Listen for the Jj sound, /j/. Color all of the pictures with the first sound of /j/ as in jug.



Practice tracing the letter. Then practice writing the letter correctly on your own.

j

j j j j j j j j j j j j j j j j j j j

j



jar

jar

Writing:

jar

jar

jar

jar

jar

jar

jar

jar

jar

jar

Write in the lines:

jar

jar

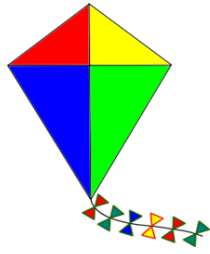
jar

jar

Circle the words that have the j sound.

ham fish jam jack

bat jug jet lion




## Letter Sounds

### Hidden Alphabet

**Kk**

Listen for the Kk sound, /k/. Color all of the pictures with the first sound of /k/ as in kite



Practice tracing the letter. Then practice writing the letter correctly on your own.

k

k k k k k k k k k k k k k k

k



king

king

Writing:

king

king

king

king

king

king

king

king

Write in the lines:

king

king

king

Circle the words that have the k sound.

ant

girl

kite

jam


ink

bike

key

ant


## Letter Sounds



### Hidden Alphabet

**Ll**


Listen for the Ll sound, /l/. Color all of the pictures with the first sound of /l/ as in lion.



Practice tracing the letter. Then practice writing the letter correctly on your own.







lion

lion

Writing:

lion lion lion lion lion

lion lion lion lion lion

firstchoiceenglish.com


Write in the lines:

lion lion lion lion

Circle the words that have the l sound.

log leg fan bat

lion lemon well lamp




## Letter Sounds

### Hidden Alphabet

**Mm**

Listen for the Mm sound, /m/. Color all of the pictures with the first sound of /m/ as in man.



Practice tracing the letter. Then practice writing the letter correctly on your own.

m

m m m m m m m m m m m m

m



mop

mop

Writing:

mop

mop

mop

mop

mop

mop

mop

mop

mop

mop

Write in the lines:

mop

mop

mop

mop

Circle the words that have the m sound.

mat mop man lamb

king ink axe bat




## Letter Sounds

### Hidden Alphabet

**Nn**

Listen for the Nn sound, /n/. Color all of the pictures with the first sound of /n/ as in nurse.



Practice tracing the letter. Then practice writing the letter correctly on your own.

n

n n n n n n n n n n n n n n n

n



nut

nut

Writing:

nut nut nut nut nut

nut nut nut nut nut



Write in the lines:

nut nut nut nut

Circle the words that have the n sound.

name man car ball

nest hen dog map




## Letter Sounds

### Hidden Alphabet

Oo


Listen for the Oo sound, /o/. Color all of the pictures with the first sound of /o/ as in ox.



Practice tracing the letter. Then practice writing the letter correctly on your own.



O



ox

ox

Writing:

ox

ox

ox

ox

ox

ox

ox

ox

ox

ox

ox

ox

Write in the lines:

ox

ox

ox

ox


ox

Circle the words that have the o sound.

orange nut man king

ox box rock lemon






## Letter Sounds

### Hidden Alphabet

**Pp**

Listen for the Pp sound, /p/. Color all of the pictures with the first sound of /p/ as in pig




Practice tracing the letter. Then practice writing the letter correctly on your own.

p

p p p p p p p p p p p p p p p

p



pig

pig

Writing:

pig

pig

pig

pig

pig

pig

pig

pig

pig

pig

pig

pig

Write in the lines:

pig

pig

pig

pig

Circle the words that have the p sound.

ant

map

pin

cap

man

pig

pizza

pen

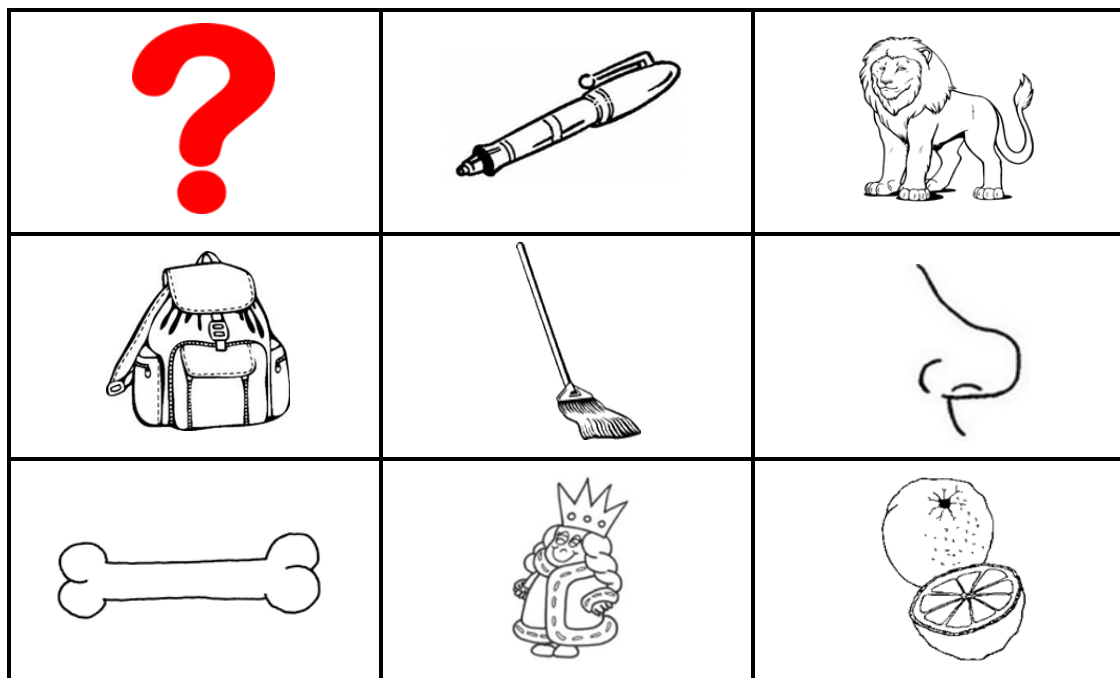


## Letter Sounds

### Hidden Alphabet

Qq

Listen for the Qq sound, /q/. Color all of the pictures with the first sound of /q/ as in queen.



Practice tracing the letter. Then practice writing the letter correctly on your own.

q

q q q q q q q q q q q q q q q

q



queen

queen

Writing:

queen queen queen queen  
queen queen queen queen

Write in the lines:

queen queen queen

Circle the words that have the q sound.

quiz queen quiet pan  
man bin cat axe




## Letter Sounds

### Hidden Alphabet

**Rr**

Listen for the Rr sound, /r/. Color all of the pictures with the first sound of /r/ as in rat.



Practice tracing the letter. Then practice writing the letter correctly on your own.

r

r r r r r r r r r r r r r r r r

r



rat

rat

Writing:

rat rat rat rat rat

rat rat rat rat rat

Write in the lines:

rat rat rat rat

Circle the words that have the r sound.

ram clock dog mask

rat rice lion jet


## Letter Sounds



### Hidden Alphabet

Ss

Listen for the Ss sound, /s/. Color all of the pictures with the first sound of /s/ as in sun.




Practice tracing the letter. Then practice writing the letter correctly on your own.



S S S S S S S S S S S S S S S S

S





sun

sun

Writing:

sun sun sun sun sun

sun sun sun sun sun

Write in the lines:

sun sun sun sun

Circle the words that have the s sound.

rat mouse sun glass

sand sock log hat




## Letter Sounds

### Hidden Alphabet

Tt

Listen for the Tt sound, /t/. Color all of the pictures with the first sound of /t/ as in tiger.



Practice tracing the letter. Then practice writing the letter correctly on your own.





tent

tent

Writing:

tent tent tent tent

tent tent tent tent

Write in the lines:

tent tent tent

Circle the words that have the t sound.

sun tiger tent log

leg duck tie frog




## Letter Sounds

### Hidden Alphabet

Uu

Listen for the Uu sound, /u/. Color all of the pictures with the first sound of /u/ as in umbrella.



Practice tracing the letter. Then practice writing the letter correctly on your own.

u

u u u u u u u u u u u u u u u

u



up

up

Writing:

up

up

up

up

up

up

up

up

up

up

up

up

Write in the lines:

up

up

up

up

up

Circle the words that have the u sound.

cup under fan box

up duck man ox




## Letter Sounds

### Hidden Alphabet

Vv

Listen for the Vv sound, /v/. Color all of the pictures with the first sound of /v/ as in van.



Practice tracing the letter. Then practice writing the letter correctly on your own.



V



van

van

Writing:

van van van van van

van van van van van

Write in the lines:

van van van van

Circle the words that have the v sound.

violin van mat cavev

vasev gun bat hat


## Letter Sounds



### Hidden Alphabet

Ww

Listen for the Ww sound, /w/. Color all of the pictures with the first sound of /w/ as in whale.



Practice tracing the letter. Then practice writing the letter correctly on your own.

W

W W W W W W W W W W W W

W





web

web

Writing:

web

web

web

web

web

web

web

web

web

web

Write in the lines:

web

web

web

web

Circle the words that have the w sound.

whalee

van

egg

fan

bell

worm

web

well


## Letter Sounds



### Hidden Alphabet

**Xx**

Listen for the Xx sound, /x/. Color all of the pictures with the first sound of /x/ as in box.



Practice tracing the letter. Then practice writing the letter correctly on your own.



---

---

---



fox

fox

Writing:

fox fox fox fox fox

fox fox fox fox fox

Write in the lines:


fox fox fox fox

Circle the words that have the x sound.

box sun lock ox

fox can cat man


## Letter Sounds



### Hidden Alphabet

Yy

Listen for the Yy sound, /y/. Color all of the pictures with the first sound of /y/ as in yo-yo.



Practice tracing the letter. Then practice writing the letter correctly on your own.

Y

Y Y Y Y Y Y Y Y Y Y Y Y Y Y Y

y



yak

yak

Writing:

yak

yak

yak

yak

yak

yak

yak

yak

yak

yak

Write in the lines:

yak

yak

yak

yak

Circle the words that have the y sound.

yam girl sun plane

yacht pie book pen




## Letter Sounds

### Hidden Alphabet

**Zz**

Listen for the Zz sound, /z/. Color all of the pictures with the first sound of /z/ as in zoo.

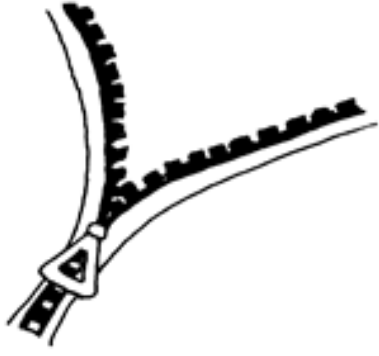


Practice tracing the letter. Then practice writing the letter correctly on your own.

Z

Z Z Z Z Z Z Z Z Z Z Z Z Z Z Z

Z



zip

zip

Writing:

zip

zip

zip

zip

zip

zip

zip

zip

zip

zip

Write in the lines:

zip

zip

zip

zip

Circle the words that have the z sound.

zoo

box

rat

cat

dog












zip

puzzle

ox

# Writing Last Sounds




















Color the pictures that have the same last sound as the picture on the left. Say the sound. Then write the letter in the space provided in the column on the right.

	  	<div style="text-align: center; font-size: 48px; color: gray;">b</div>
	  	
	  	
	  	
	  	





















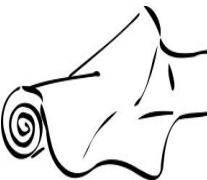

# Writing Last Sounds

Color the pictures that have the same last sound as the picture on the left. Say the sound. Then write the letter in the space provided in the column on the right.

	  	<div></div> <div></div> <div></div>
	  	<div></div> <div></div> <div></div>
	  	<div></div> <div></div> <div></div>
	  	<div></div> <div></div> <div></div>
	  	<div></div> <div></div> <div></div>

# Writing Last Sounds

Color the pictures that have the same last sound as the picture on the left. Say the sound. Then write the letter in the space provided in the column on the right.

	  	<div></div> <div></div> <div></div>
	  	<div></div> <div></div> <div></div>
	  	<div></div> <div></div> <div></div>
	  	<div></div> <div></div> <div></div>
	  	<div></div> <div></div> <div></div>

# Writing Last Sounds

Name the pictures below and say the last sound. Practice saying the letter sounds in the box below. Fill in the missing sound in each word.


f n d x k t



bir \_



lea \_




lio \_



a \_ e



for \_



ba \_

Name the animals below and say the last sound. Write and match

i  
sh  
s  
b  
n



# Writing Last Sounds

Name the pictures below and say the last sound. Practice saying the letter sounds in the box below. Fill in the missing sound in each word.


g      n      n      p      l      t




quee\_\_




lam\_\_



penci\_\_



he\_\_



an\_\_



kin\_\_

Write a letter in the spaces below to make a word. Say the individual sounds of the words you've made. You can even make non-words to practice your blending skills.

bo\_\_

mu\_\_

pe\_\_

he\_\_

bi\_\_

fo\_\_

me\_\_

do\_\_

be\_\_


# Matching Last Sounds

Name the pictures below and say the last sound. Circle the letter that represents the correct last sound. Colour the pictures.

a

b

c



d

e

f



g

h

i



j

k

l



m

n

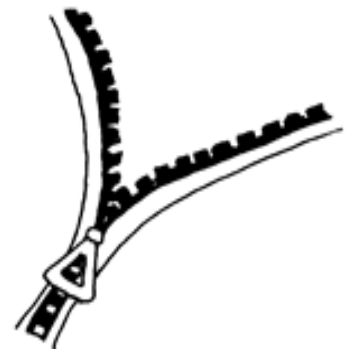
o



p

q

r



Name each picture and count out how many syllables it has. For example: *bell = 1 syllable*.

# Writing Middle Sounds

Look at the letters below and say the sound each letter makes.  
Match the letter on the to the picture according to its middle sound.

a

e

i

o

u



Bat

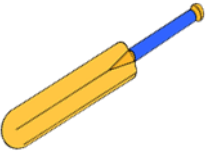




hen






Pig

Dog

Bus









				
b <u>a</u> t	h <u>e</u> n	p <u>i</u> g	m <u>o</u> p	s <u>u</u> n




				
d <u>o</u> g	c <u>a</u> p	b <u>e</u> d	p <u>i</u> n	m <u>u</u> g

# Writing Middle Sounds

Name the pictures below. Hear the middle sound. Then write the letter for the sound in the space to complete the word.




pot	bin	sun
		




cup	pig	hen
		

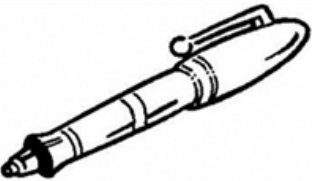


van	mop	mug
		

# Writing Middle Sounds

Name the pictures below. Hear the middle sound. Then write the letter for the sound in the space to complete the word.

ba <u>g</u>	w <u>e</u> b	n <u>e</u> t
		







fa <u>n</u>	bu <u>s</u>	pa <u>n</u>
		

pe <u>n</u>	le <u>g</u>	ma <u>p</u>
		



# Matching Middle Sounds







Name the pictures below and say the middle sound. Circle the letter that represents the correct middle sound. Colour the pictures.

<p>a e i</p> 	<p>e i o</p> 
<p>i o u</p> 	<p>o u a</p> 
<p>u a e</p> 	<p>a e i</p> 

Name each picture and count out how many syllables it has. For example: *bed* = 1 syllable.

# Matching Middle Sounds


Name the pictures below and say the middle sound. Circle the letter that represents the correct middle sound. Colour the pictures.

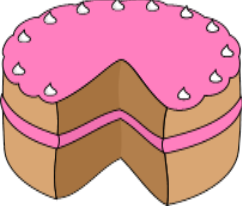









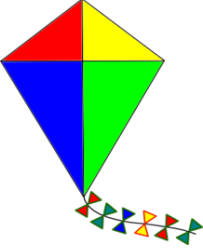







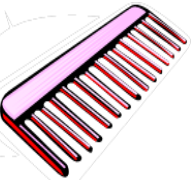

<p>a</p> <p>e</p> <p>i</p> 	<p>e</p> <p>i</p> <p>o</p> 
<p>i</p> <p>o</p> <p>u</p> 	<p>o</p> <p>u</p> <p>a</p> 
<p>u</p> <p>a</p> <p>e</p> 	<p>a</p> <p>e</p> <p>i</p> 

Make sentences about the pictures. Count on your fingers how many words your sentences have. For example: *The bus is big.* = 4 words

# Oral Blending and Segmentation

Look at the first picture. Segment the word into individual sounds. Hear the middle sound and the circle the pictures that have the same middle sound.




Make sentences about the pictures. Count on your fingers how many words your sentences have. For example: *The whale is big.* = 4 words

# Oral Blending and Segmentation


Look at the first picture. Segment the word into individual sounds. Hear the middle sound and the circle the pictures that have the same middle sound.
























Make sentences about the pictures. Count on your fingers how many words your sentences have. For example: *The worm is long.* = 4 words

# Oral Blending and Segmentation

Look at the first picture. Segment the word into individual sounds. Hear the middle sound and the circle the pictures that have the same middle sound.




	   
	   
	   
	   









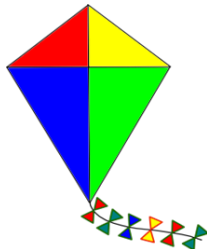


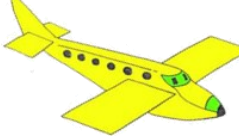








Name a picture from above that has two sounds. Name a picture from above that has three sounds.



# Oral Blending and Segmentation

Look at the first picture. Segment the word into individual sounds. Hear the middle sound and the circle the pictures that have the same middle sound.



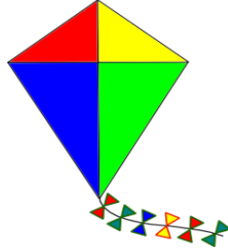























Name a picture from above that has two sounds. Name a picture from above that has three sounds.


# Segmenting Words

Name the pictures below. Listen to the individual sounds. Then colour the picture that has the same number of sounds.



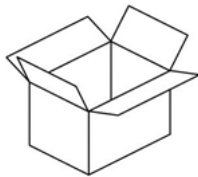

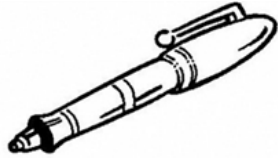
<p>3 sounds</p> 	  
<p>2 sounds</p> 	  
<p>4 sounds</p> 	  
<p>3 sounds</p> 	  
<p>2 sounds</p> 	  
<p>4 sounds</p> 	  

# Blending CVC

Name the pictures and segment the word into individual sounds. Then write the missing sound in each word.



pig






# CVC Words

Find the words from the word list in the Word Search. Circle the words in the Word search and cross them off the word bank.

a	o	t	h	i	p	y
d	u	e	n	r	r	s
o	b	u	c	a	t	g
g	s	g	q	t	i	f
v	u	m	o	p	j	a
j	e	t	c	d	z	n
k	m	w	l	x	n	c



cat



pig



sun



dog



rat



mop



jet



jug









fan


# CV Blending

Name and colour the pictures below. Circle the correct first two letters of the word.



<p>ca do mo</p> 	<p>te le pi</p> 
<p>fo fa da</p> 	<p>so su ma</p> 
<p>ti su lo</p> 	<p>tu fo be</p> 

Name the pictures again and say the first two sounds. For example, cat ... ca.



## CV Blending

Name and colour the pictures below. Circle the correct first two letters of the word.

ca

do

va



bu

bi

lo



ca

ha

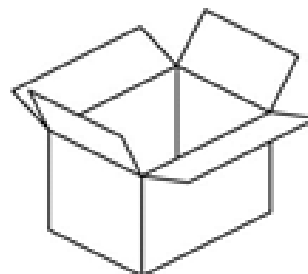
pi



ma

mu

bo



bu

ba

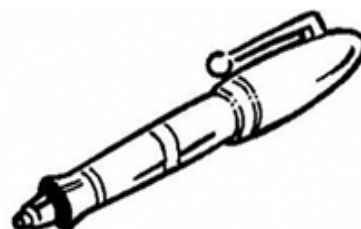
li



pe

do


ta



Name the pictures again and say the first two sounds. For example, bus ... bu.

# CV Blending

Name and colour the pictures below. Circle the correct first two letters of the word.



be

do

mo



te

le

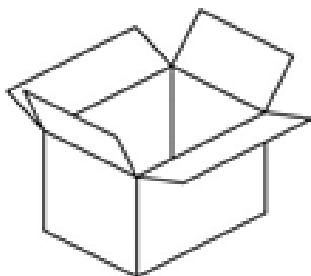
pi



fo

fa


bo



so

su

ma



ti

du

lo




tu

va

be









Name the pictures again and say the first two sounds. For example, bed ... be.



## CV Blending

Name and colour the pictures below. Circle the correct first two letters of the word.

<p>ca do mo</p> 	<p>te ju pi</p> 
<p>bu fa da</p> 	<p>do su ma</p> 
<p>ti fa lo</p> 	<p>tu ma be</p> 

Name the pictures again and say the first two sounds. For example, cap ... ca.

# Letter Sounds

Practice saying the common sounds of the alphabet. How quickly can you say them?

a	b	c	d	e
f	g	h	i	j
k	l	m	n	o
p	q	r	s	t
u	v	w	x	y
z				

## Student Record

Date

Time

1. \_\_\_\_\_

\_\_\_\_\_

2. \_\_\_\_\_

\_\_\_\_\_

3. \_\_\_\_\_

\_\_\_\_\_

4. \_\_\_\_\_

\_\_\_\_\_

# Letter Sounds

Practice saying the common sounds of the alphabet. How quickly can you say them?

A	B	C	D	E
F	G	H	I	J
K	L	M	N	O
P	Q	R	S	T
U	V	W	X	Y
Z				

## Student Record

Date

Time

1. \_\_\_\_\_

\_\_\_\_\_

2. \_\_\_\_\_

\_\_\_\_\_














3. \_\_\_\_\_

\_\_\_\_\_

4. \_\_\_\_\_











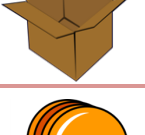


\_\_\_\_\_

# Write and Name

	A	a		
	B	b		
	C	c		
	D	d		
	E	e		
	F	f		
	G	g		
	H	h		
	I	i		
	J	j		
	K	k		
	L	l		
	M	m		


















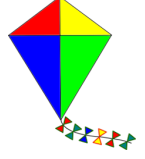



























# Write and Name

	N	n		
	O	o		
	P	p		
	Q	q		
	R	r		
	S	s		
	T	t		
	U	u		
	V	v		
	W	w		
	X	x		
	Y	y		
	Z	z		

# Middle Sounds Vocabulary

Learn the vocabulary below. Pay special attention to the middle sounds.

a  	e  	i  	o  	u  	oo  
a  	e  	i  	o  	u  	oo  
ir  	or  	ar  	air  	oy  	ow  
c(s)  	g(j) 	o(w) 	ph(fuh) 	sh 	zh 

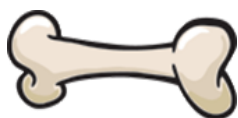


Circle the pictures below with the correct colour.



= Short sound



= Long sound



# Upper and Lower Case First Sounds

Say the name of each picture. Listen to the first sound. Then circle the letters for that sound and write the word in lower case.

Ss Rr Bb



Ff Aa Gg



Aa Pp Qq



Ff Hh Uu



Ww Ss Bb



Ii Dd Hh



Ff Jj Xx



Vv Tt Mm



Ll Ff Ee



# Upper and Lower Case First Sounds

Say the name of each picture. Listen to the first sound. Then circle the letters for that sound and write the word in lower case.

Vv Hh Jj




Kk Gg Dd




Zz Bb Tt



Bb Ff Aa



Ee Ww Ss



Yy Uu Dd




Mm Cc Xx



Qq Tt Pp



Ll li Pp



# Blends and Digraphs

Name the pictures below. Practice saying the sounds in the box then fill in the missing letters.

cl	bl	fl	gl	br	pl
cr	dr	fr	gr	pr	tr



\_\_\_\_\_



\_\_\_\_\_



\_\_\_\_\_




\_\_\_\_\_



\_\_\_\_\_



\_\_\_\_\_



\_\_\_\_\_



\_\_\_\_\_



\_\_\_\_\_



\_\_\_\_\_



\_\_\_\_\_



\_\_\_\_\_

Write the missing blend or digraph to complete the sentences below. Practice reading the sentences and counting the words on your fingers.

- |                           |             |
|---------------------------|-------------|
| 1. The __ _ og is green.  | _____ words |
| 2. The __ _ own is funny. | _____ words |
| 3. The __ _ ab has claws. | _____ words |

# Blends and Digraphs

Name the pictures below. Practice saying the sounds in the box then fill in the missing letters.

sl

sk

sn

sm

sp

st

sw

tw

th

ng

sh

ch



\_\_\_\_\_



\_\_\_\_\_




\_\_\_\_\_



\_\_\_\_\_



\_\_\_\_\_



\_\_\_\_\_



\_\_\_\_\_



\_\_\_\_\_



\_\_\_\_\_



\_\_\_\_\_



\_\_\_\_\_



\_\_\_\_\_

Write the missing blend or digraph to complete the sentences below. Practice reading the sentences and counting the words on your fingers.

1. The \_\_ \_ ake is long

\_\_\_\_\_ words

2. The \_\_ \_ ick is small.

\_\_\_\_\_ words

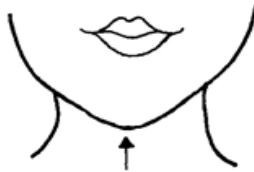
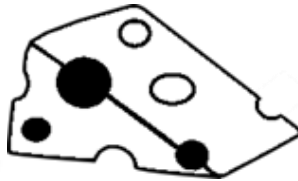



3. The ri\_\_ \_ is gold.

\_\_\_\_\_ words

# Spelling Words

Name the pictures below. Segment the words and find the digraph sound. Write the word in the correct box below.

ship cheese sheep thumb chin bath chick fish



th

ch

sh

.....

.....

.....

.....

.....

.....

.....

.....

.....

.....


.....

.....



# Rhyming Sounds

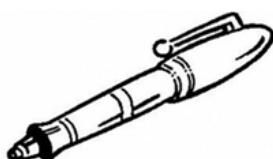

Say the word for each picture below. Draw a line to match the pictures that rhyme. Then say both words and colour the picture.














# Rhyming Sounds

Say the word for each picture below. Draw a line to match the pictures that rhyme. Then say both words and colour the picture.











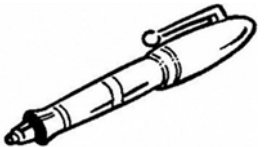






# Rhyming Sounds

Read the rhyming words below. Circle the words that rhyme with the pictures in the box.

<p>cat flat man</p> 	<p>ten hen frog</p> 	<p>dig wig book</p> 
<p>frog smog tog</p> 	<p>bell fun bun</p> 	<p>hook took shook</p> 
<p>flap map can</p> 	<p>well shell fell</p> 	<p>block win flat</p> 















# Alphabetical Order

Write the missing phonemes of the words that are next to the pictures. Blend the phonemes and name the pictures.

	 __ at	 __ ap	dog
egg	fan	girl	 __ at
igloo	 __ ug	 __ ey	lion
	 __ est	ox	 __ en
queen	 __ ing	 __ un	tiger
umbrella	 __ an	 __ eb	x-ray
 __ o-yo			




# Alphabetical Order

Write the missing phonemes of the words that are next to the pictures. Blend the phonemes and name the pictures.

ant	<u>b</u> _ _ _ 	<u>c</u> _ _ _ 	<u>d</u> _ _ _ 
	fox	goat	<u>h</u> _ _ _ 
ink	jam	<u>k</u> _ _ _ 	<u>l</u> _ _ _ 
<u>m</u> _ _ _ 	net	orange	<u>p</u> _ _ _ 
quilt	rat	snake	<u>t</u> _ _ _ 
under	<u>v</u> _ _ _ 	whale	
<u>y</u> _ _ _ 			

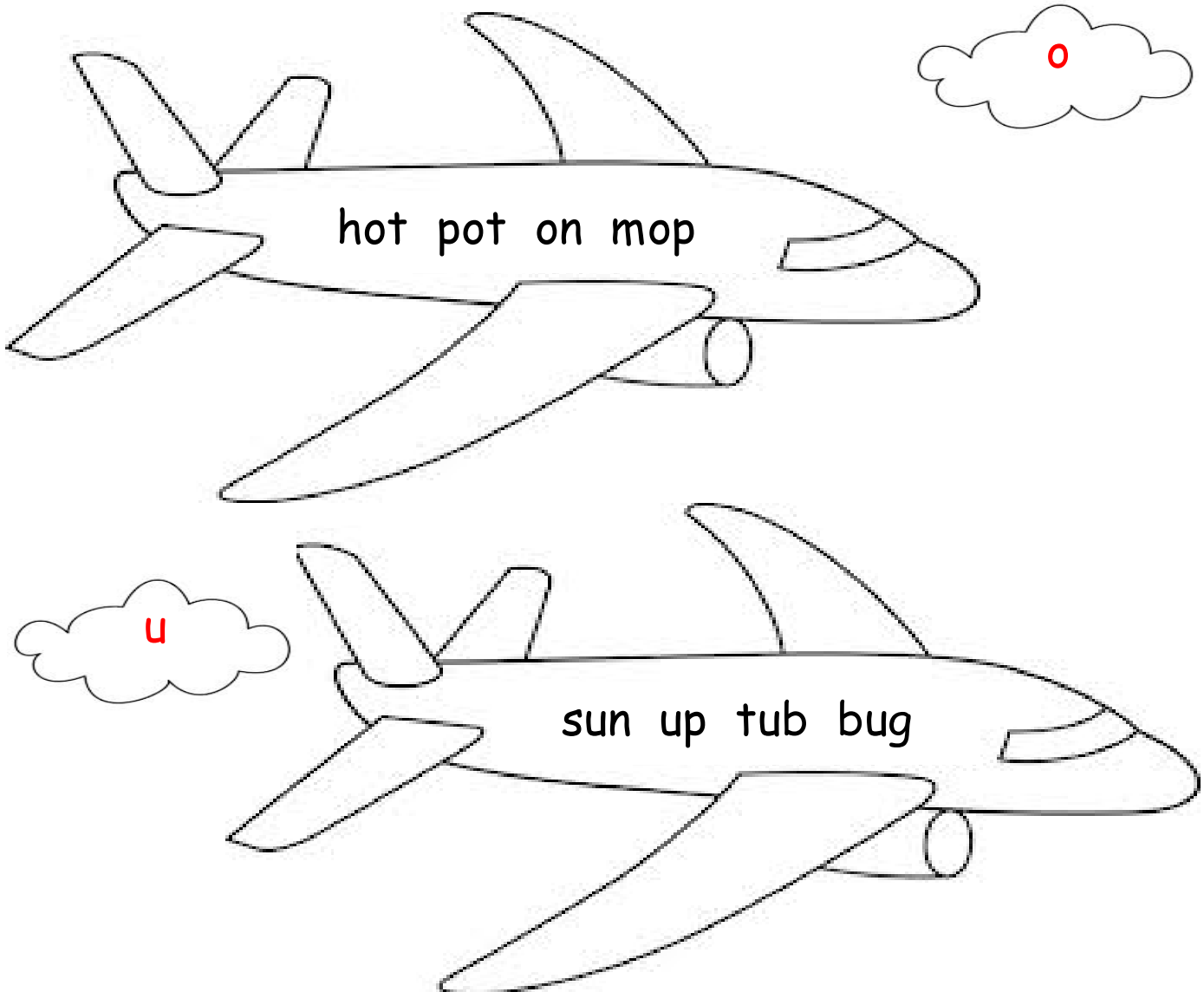
# Know your Phonemes

Blend the phonemes to read the words. Circle the phoneme in each word that is the same as the phoneme in the cloud.













# Know your Phonemes

Blend the phonemes to read the words. Circle the phoneme in each word that is the same as the phoneme in the cloud.













# Know your Phonemes

Blend the phonemes to read the words. Circle the phoneme in each word that is the same as the phoneme in the star.

	bat	tub	bird	box
	cat	cup	cap	club
	dog	bed	drum	led
	fan	fox	fat	fin
	got	bug	mug	log
	hen	hat	hip	hop
	jam	jet	jog	jinx
	leg	lap	lend	bell
	mop	man	jam	men
	nut	hen	run	fan

# Know your Phonemes

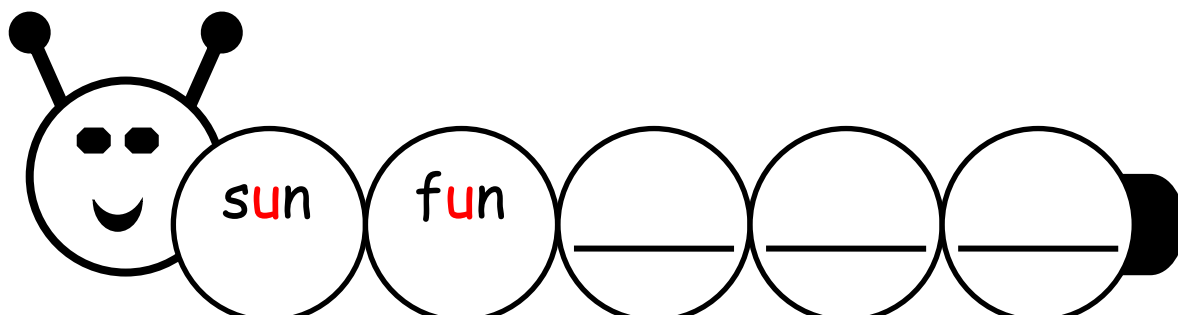
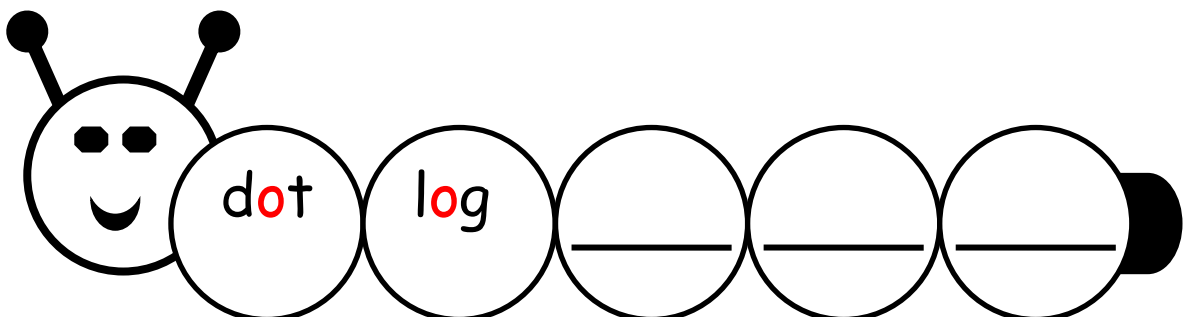
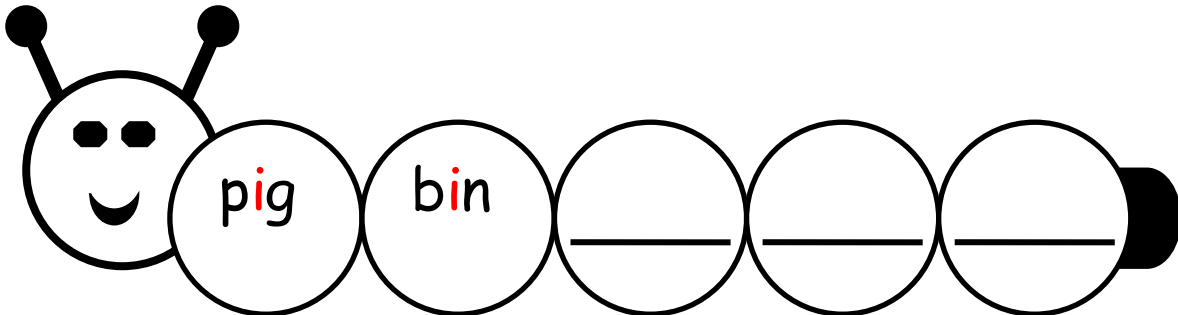
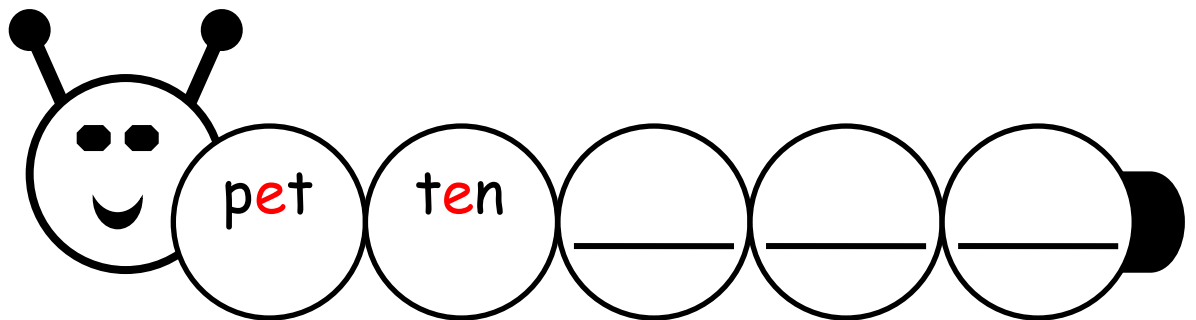
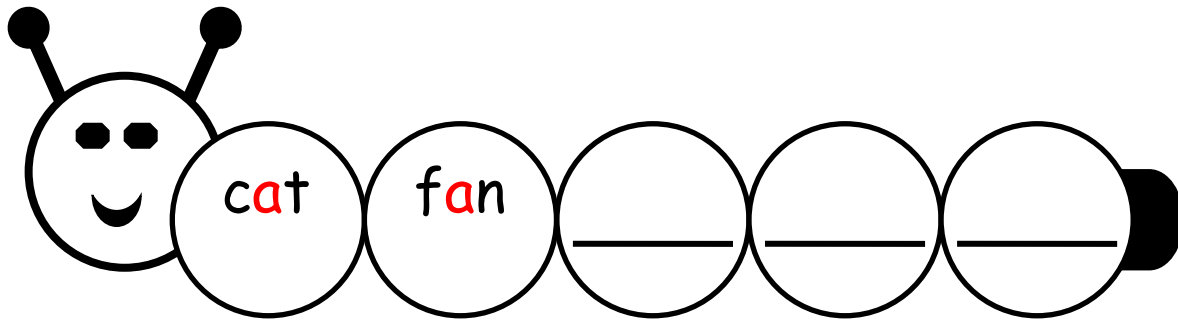
Blend the phonemes to read the words. Circle the phoneme in each word that is the same as the phoneme in the star.

	peg	cup	pig	pit
	queen	quick	quilt	quiet
	ran	red	rain	run
	sun	yes	see	mess
	tap	pet	hat	bat
	vet	vest	vase	vain
	wet	we	win	went
	box	fix	fox	axe <u>x</u>
	yes	yam	you	yelp
	zip	zoo	maze	zebra



# Phonics Caterpillar

Read the words below. Write more words with the same vowel sound.



# Short 'a'

## Reading Practice

Read the short passage below. Be sure to use a screener card to blend the sounds.

Pam has a cat. The cat is fat. The fat cat is bad. Bad fat cat sat in the jam.

Say the words below. Then write and sound out each word three times.

### Word Bank

Pam

cat

fat

sat

jam

Pam

Pam

Pam

Write the letter to represent the sound for the questions below.

1) What is the **first** sound in Pam?

\_\_\_\_\_

2) What is the **middle** sound in jam?

\_\_\_\_\_

3) What is the **last** sound in fat?

\_\_\_\_\_



# Short 'a'

## Writing Practice

Read the words in the box below. Unscramble the words next to the pictures and write it three times.


bag

fan

cap

map

hat




agb

\_\_\_\_\_

-----

\_\_\_\_\_




apm

\_\_\_\_\_

-----

\_\_\_\_\_

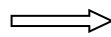


fna

\_\_\_\_\_

-----

\_\_\_\_\_




ath

\_\_\_\_\_

-----

\_\_\_\_\_



pca

\_\_\_\_\_

-----

\_\_\_\_\_

Copy the sentence in the space below.

The cat is fat.

\_\_\_\_\_

-----

\_\_\_\_\_

# Short 'e'

## Reading Practice

Read the short passage below. Be sure to use a screener card to blend the sounds.

Red Hen is Pam's pet. Bad Fat Cat is wet. Bad Fat Cat ran to get Red Hen.

Say the words below. Then write and sound out each word three times.

### Word Bank

red

pen

ten

bell

nest

red

red

red

Write the letter to represent the sound for the questions below.

1) What is the **first** sound in **red** ?

\_\_\_\_\_

2) What is the **middle** sound in **hen**?

\_\_\_\_\_

3) What is the **last** sound in **pet**?

\_\_\_\_\_


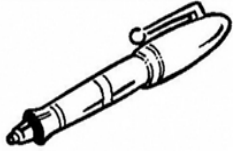


# Short 'e'

## Writing Practice

Read the words in the box below. Unscramble the words next to the pictures and write it three times.

ten pen bell bed nest




nep

---

---

---




blle

---

---

---

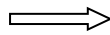


deb

---

---

---




stne

---

---

---



net

---

---

---

Copy the sentence in the space below.

Red Hen is Pam's pet.

---

---

---

# Short 'i'

## Reading Practice

Read the short passage below. Be sure to use a screener card to blend the sounds.

Pippin Pig went to dig in the pit. Bad Fat Cat ran to Pippin Pig. The Bad Cat hit the little pig.

Say the words below. Then write and sound out each word three times.

### Word Bank

pig

dig

hit

pit

sit

pig

pig

pig

Write the letter to represent the sound for the questions below.

1) What is the **first** sound in pig?


\_\_\_\_\_

2) What is the **middle** sound in hit?

\_\_\_\_\_

3) What is the **last** sound in bin?

\_\_\_\_\_




# Short 'i'



## Writing Practice

Read the words in the box below. Unscramble the words next to the pictures and write it three times.


pin pig bin fish king



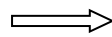
inb




igp



pni



shif



ingk

Copy the sentence in the space below.

Pippin Pig went to dig in the pit.

# Short 'o'

## Reading Practice

Read the short passage below. Be sure to use a screener card to blend the sounds.

Dot Dog is in his box. Bad Fat Cat is on the top of the box. The bad cat has a hot pot.

Say the words below. Then write and sound out each word three times.

### Word Bank

Dot

dog

box

top

pot

Dot

Dot

Dot

Write the letter to represent the sound for the questions below.

1) What is the **first** sound in **dog** ?

\_\_\_\_\_

2) What is the **middle** sound in **top** ?

\_\_\_\_\_

3) What is the **last** sound in **box** ?

\_\_\_\_\_





# Short 'o'

## Writing Practice

Read the words in the box below. Unscramble the words next to the pictures and write it three times.

frog dog sock mop fox



→ o g d

---

---

---



→ f r g o

---

---

---



→ m p o

---

---

---



→ c k s o

---

---

---



→ x o f

---

---

---

Copy the sentence in the space below.

Dot Dog is in his box.

---

---

---

# Short 'u'

## Reading Practice

Read the short passage below. Be sure to use a screener card to blend the sounds.

Run Dot! Run to get Pam! Dot tugs Pam to the bin. Pippin is in the bin. He is hot in the sun.

Say the words below. Then write and sound out each word three times.

### Word Bank

run

tug

sun

gun

mug

run

run

run

Write the letter to represent the sound for the

1) What is the **first** sound in **sun**? \_\_\_\_\_

2) What is the **middle** sound in **tug**? \_\_\_\_\_

3) What is the **last** sound in **run**? \_\_\_\_\_




# Short 'u'

## Writing Practice

Read the words in the box below. Unscramble the words next to the pictures and write it three times.

sun jug duck cup tub



→ uns

\_\_\_\_\_

-----

\_\_\_\_\_



→ tbu

\_\_\_\_\_

-----

\_\_\_\_\_



→ ugj

\_\_\_\_\_

-----

\_\_\_\_\_



→ uckd

\_\_\_\_\_

-----

\_\_\_\_\_



→ upc

\_\_\_\_\_

-----

\_\_\_\_\_

Copy the sentence in the space below.

The duck is hot in the sun.

\_\_\_\_\_

-----

\_\_\_\_\_

# Short 'oo'

## Reading Practice

Read the short passage below. Be sure to use a screener card to blend the sounds.

Brook the bull is in a wooden hut. Brook looked as a bull should look. But his leg was as crooked as a hook.

Say the words below. Then write and sound out each word three times.

### Word Bank

look

Brook

wood

bull

hook

look

look

look

Write the letter to represent the sound for the questions below.

1) What is the **first** sound in **look**? \_\_\_\_\_

2) What is the **middle** sound in **hook**? \_\_\_\_\_

3) What is the **last** sound in **bull**? \_\_\_\_\_



# Short 'oo'

## Writing Practice

Read the words in the box below. Unscramble the words next to the pictures and write it three times.

book cook foot wool hook



→ koo**b**

---

---

---



→ oo**ft**

---

---

---



→ oo**ck**

---

---

---



→ loo**w**

---

---

---



→ oo**kh**

---

---

---

Copy the sentence in the space below.

Br<sup>oo</sup>**oo**k the bu<sup>oo</sup>**ll** is in a w<sup>oo</sup>**oo**den hut.

---

---

---

# How do you feel?

## ( adjectives )

Blend the phonemes to read the words in the word bank. Look at the pictures and the words in the word bank. Write the words in the boxes beside the pictures.

### Word Bank

hot

sad

sleepy

mad

happy

hungry

sick

cold



hot






# What can you do?

## ( verbs )

We can do lots of things. Blend the phonemes in the word bank to read the words. They are 'doing' words which are called **verbs**. Join each word to the picture that is doing what it says.

### Word Bank

climb skate dance jump paint sing cook ski



# Year 1 Requirement

## Reading - Word Reading + Sentence Reading

The pupil can:

- ☐ Read all Phase 5 phonemes
- ☐ Read common exception words (Year 1)
- ☐ Blend sounds confidently to read unfamiliar words
- ☐ Read words with:
  - ☐ -s / -es
  - ☐ -ing / -ed
  - ☐ -er / -est
- ☐ Read aloud clearly so an adult can understand
- ☐ Self-correct when a word doesn't make sense
  
- ☐ Read simple sentences independently
- ☐ Answer who / what / where questions about a text
- ☐ Retell a story in the correct order
- ☐ Make simple predictions
- ☐ Explain likes and dislikes about a text
- ☐ Recognise basic story language (e.g. once upon a time)

## Spelling - Spell The Words

- ☐ went
- ☐ said
- ☐ looking
- ☐ yes
- ☐ school
- ☐ places
- ☐ and



# Year 1 Requirement

## Writing - Transcription (Spelling & Handwriting) + Composition

The pupil can:

- ☐ Write all lower-case letters correctly
- ☐ Form capital letters correctly
- ☐ Use finger spaces consistently
- ☐ Spell:
  - ☐ CVC words correctly
  - ☐ Words using Phase 5 phonics
  - ☐ Some common exception words
- ☐ Spell their name correctly
- ☐ Write simple sentences independently
  
- ☐ Write a sentence that makes sense
- ☐ Say their sentence aloud before writing it
- ☐ Use capital letters at the start of sentences
- ☐ Use full stops correctly
- ☐ Join ideas with and
- ☐ Re-read their writing to check it makes sense

## Spoken Language

The pupil can:

- ☐ Speak clearly in full sentences
- ☐ Listen without interrupting
- ☐ Respond appropriately to questions
- ☐ Retell an experience in order
- ☐ Use appropriate vocabulary for their age

# Year 1 Requirement

## Grammar & Punctuation

The pupil can:

Use capital letters for:

- ☐ Names
- ☐ Places
- ☐ The pronoun I
- ☐ Use full stops correctly
- ☐ Use question marks in simple questions

Identify:

- ☐ Nouns
- ☐ Verbs
- ☐ Adjectives
- ☐ Pronouns



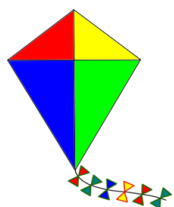

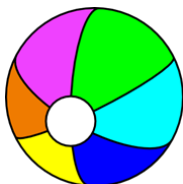
## Speaking (Teacher-led)

Tell your teacher about your favourite story.

- ☐ Speaks in full sentences
- ☐ Uses story language
- ☐ Answers questions clearly
- ☐ Uses well constructed sentences
- ☐ Recovers for errors

# Essential Vocabulary First Sounds Board

Students should learn all of this vocabulary gradually throughout the course. Students should listen and repeat the words followed by its first sound. Pay special attention to correct pronunciation.



Note any difficulties that the student may be having,

How many pictures can the student name? \_\_\_\_\_

How many first sounds can the student name? \_\_\_\_\_

Student can name all the pictures and the first sound. Date completed \_\_\_\_\_

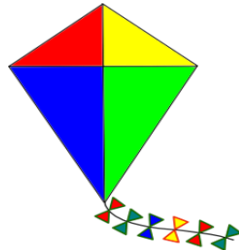
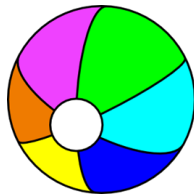

# Essential Vocabulary 2,3 and 4 Sounds

Students should learn all of this vocabulary gradually throughout the course. Students should listen and repeat the words with correct pronunciation. Students should listen and repeat the individual sounds of each word. Practice blending and segmenting the sounds and words.

All the words for the pictures below have two sounds.



All the words for the pictures below have three sounds.



All the words for the pictures below have four sounds.


















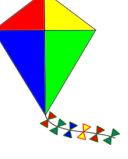



























Note any difficulties that the student may be having,  
Blending the sounds is more important than segmenting at this stage.

Student can blend the individual sounds to make the words. Date completed \_\_\_\_\_

# Essential Vocabulary Middle Sounds

Students should learn all of this vocabulary gradually throughout the course. Students should listen and repeat the words with correct pronunciation. Students should listen and repeat the individual sounds of each word. Practice blending and segmenting the sounds and words.

























a  	e  	i  	o  	u  	oo  
a  	e  	i  	o  	u  	oo  
ir  	or  	air  	oy  	ar  	ow  
c(s)  	g(j) 	o(w) 	ph(fuh) 	sh 	zh 

Note any difficulties that the student may be having

Student can name every picture with correct pronunciation. Date completed \_\_\_\_\_

# Essential Vocabulary Blends and Digraphs

Students should learn all of this vocabulary gradually throughout the course. Students should listen and repeat the words with correct pronunciation. Students should listen and repeat the initial blends and digraphs.

bl 	cl 	fl 	gl 
pl 	br 	cr 	dr 
fr 	gr 	pr 	tr 
sk 	sl 	sm 	sn 
sp 	st 	sw 	tw 
ch 	sh 	ng 	th 

The student should be clearly making continuous sounds. Make sure

Student can name every picture with correct pronunciation. Date completed \_\_\_\_\_




# Essential Skills Read and Match

## Part1

Draw a line to match the word to the picture.

Words:

- cat
- dog
- sun
- hat



## Part 2 - Fill in the Missing Letters

Write the missing letters:

1. c \_ t
2. d \_ g
3. h \_ t
4. s \_ n

## Part 3 - Trace and Write

Trace the words, then write them again on your own:

Trace: cat • dog • sun • hat

Write: \_\_\_\_\_

## Part 4 - Sentence Building

Look at the picture (cat). Write a sentence:

"I see a cat."



Student can complete all tasks above. Date completed \_\_\_\_\_


# Essential Skills Ryming

## Reading Foundations — Ryming

**1. Which word has the same ending?** - You'll hear or see a picture then choose the option that ends in the same sound (e.g. cat - bat , dog - frog)



dog



apple



lion



frog

**2. Which word has the same ending?** - You'll hear or see a word then choose the option that ends in the same sound (e.g. cat - bat , dog - frog)

1. cat	rat	box	man
2. dog	apple	lion	frog
3. man	fox	fan	bin
4. play	day	rat	box
5. bin	frog	win	tin

Note any difficulties that the student may be having

Student can name all the pictures and the rhyming sound. Date completed \_\_\_\_\_



# Essential Skills Upper and Lower Case

## Writing Foundations - Upper and Lower Letters

Circle the uppercase letters below:

Mac the cat sat on the mat.

Ben has a pen hen named Glenn.

Spot the dog is in his box.

Circle all the G and g letters below:

A b G a d A e F a g

Circle all the H and h letters below:

A b C h A e F a g B

Circle all the I and i letters below:

A b C a i A e c a I

Note any difficulties that the student may be having

Student can name all the upper and lower case letters. Date completed \_\_\_\_\_

# Essential Skills Lower Case

## Writing letters - Lower case

Students should name the picture and write the first sound. Watch the student write the appropriate letter. Note and correct any mistakes the student may be making.



\_\_\_\_\_



\_\_\_\_\_



\_\_\_\_\_



\_\_\_\_\_



\_\_\_\_\_



\_\_\_\_\_



\_\_\_\_\_



\_\_\_\_\_



\_\_\_\_\_




\_\_\_\_\_



\_\_\_\_\_



\_\_\_\_\_




\_\_\_\_\_



\_\_\_\_\_




\_\_\_\_\_



\_\_\_\_\_



\_\_\_\_\_



\_\_\_\_\_



\_\_\_\_\_



\_\_\_\_\_



\_\_\_\_\_



\_\_\_\_\_



\_\_\_\_\_



\_\_\_\_\_



\_\_\_\_\_













\_\_\_\_\_











Student can write all letters correctly. Date completed \_\_\_\_\_







# Essential Skills Upper Case

## Writing letters - Upper case

Students should name the picture and write the first sound. Watch the student write the appropriate letter. Note and correct any mistakes the student may be making.

	_____
	_____
	_____
	_____
	_____
	_____
	_____
	_____
	_____
	_____

	_____
	_____
	_____
	_____
	_____
	_____
	_____
	_____
	_____
	_____

	_____
	_____
	_____
	_____
	_____
	_____

Student can write all letters correctly. Date completed \_\_\_\_\_

# Essential Skills Syllable Counting

## Counting Syllables

Teacher says the word for each picture below. Count how many syllables each word has. Clap your hands every time you say a part of the word. Get the students to clap out the syllables and tell you how many.






1 syllable



2 syllables



3 syllables



Student can count the syllables in all the pictures . Date completed \_\_\_\_\_

# Essential Skills Word Counting

## Counting Words


Teacher reads the sentences from IRP Book 1. The students must listen and repeat the sentence. Students should make a fist and use their fingers to count the words.

1. Zac is a rat. \_\_\_\_\_ words
2. Mac the cat is fat. \_\_\_\_\_ words
3. Peg gets in a jet. \_\_\_\_\_ words
4. Ted ran to the shed. \_\_\_\_\_ words
5. Jill has a mitt. \_\_\_\_\_ words
6. Pip the pig ran. \_\_\_\_\_ words
7. Mox is a fox. \_\_\_\_\_ words
8. Gus gets in the tub. \_\_\_\_\_ words
9. The wolf shook his foot. \_\_\_\_\_ words
10. A woman read a book. \_\_\_\_\_ words

Students have attempted to count the words in all the sentences. Date completed \_\_\_\_\_

# Teaching Materials - Rhyming Dominos

START



play



clay




feet



sweet



pan



fan



school



pool



cat



rat



king



ring



mouse



house



beach



# Teaching Materials - Rhyming Dominos



peach



money




honey



tree




three



brown



clown



carrot



parrot



cake



snake




bee



key



chair



pair


END

# Teaching Materials - Blends Flashcards

fr



gr



pr



tr



sk



WV

sl



sm



sn





# Teaching Materials - Blends Flashcards

bl



cl



fl



gl



pl



br



cr



dr



# Student Report

Objectives	Grade(5)
Able to identify and blend syllables orally ( con-ten-ted)	
Able to count words	
Able to identify last sounds	
Able to identify diphthongs orally	
Able to construct simple sentences	
Able to orally blend sounds to make CVC words	
Able to differentiate between initial consonants ( king / ring)	
Able to differentiate between final sounds ( dog / dot )	
Able to differentiate medial sounds ( man / men )	
Able to say sound when letter has more than one sound ( good / giant)	
Able to orally blend sounds to make CCVC words	
Able to orally segment a word into individual sounds	
Able to identify short and long vowels orally	
Able to differentiate between different phonemes	
Able to orally identify consonants blends and digraphs ( ch, sh ) ( b-l = bl)	
Able to orally blend 3 or more sounds to make a non-word	
Able to say all common sounds of the alphabet	
Able to recognize continuous phonemes ( f, l, m, n, r, x, z )	
Able to recognize basic punctuation	
Able to read common exception words ( the, said, you, are ) by sight	
Able to write simple sentences	
Able to use basic grammar	

Teacher comments and recommendations

# Student Report

Objectives	Grade(5)
Able to form letters correctly	
Able to speak clearly and listen to others	
Able to take turns when speaking	
Able to work cooperatively with others	
Able to express feeling appropriately	
Able to build friendships	
Able to speak in front of others	
Able to manage emotions and behavior	
Able to undertake tasks individually	
Able to understand classroom rules and routines	
Able to focus on speaker	
Able to focus on short instructions	
Able to listen for short periods without distraction	
Able to stay on task for an age appropriate times	
Able to attempt tasks without adult prompting	
Able to attempt tasks without fear of getting it wrong	
Able to accept mistakes as part of learning	
Able to show pride in completed work	
Able to use classroom resources without adult direction	
Able to share ideas with partner or group	
Able to seek help when needed	
Able to show resilience when tasks are challenging	

Teacher comments and recommendations



# YEAR 1

This book is designed to help Year 1 students improve their English skills as part of the Key Stage 1 curriculum.

Through engaging activities and age-appropriate content, children will develop essential language skills in reading, writing, speaking, and listening.

[www.universalenglishacademy.co.uk](http://www.universalenglishacademy.co.uk)